

Circuit Performance

ECSTA V730

NEW PRODUCT



English

- Optimized for extreme sport performance on and off the track(Non-Labeling)
- Ultimate dry grip and handling performance with latest racing technology
- High-strength carcass, Optimized foot-print and Asymmetric tread design
- Enhanced wet performance with lateral sipes, 2 wide grooves inside and zigzag groove outside

Deutsch

- Optimierte für extrem sportliches Fahren auf der Rennstrecke und Strasse (keine E-Kennnung)
- Übertoller Trockengrip und bestes Handling durch Einsatz neuester Rennsporttechnologien
- Hochfeste Karkasse, optimierte Aufstandsfläche und asymmetrisches Profildesign
- Verbesserte Nass-Performance durch Quer-Lamellen, zwei breite Mittelrillen und äußere Zickzack-Rillen

Français

- Pneu optimisé pour de meilleures performances sur circuit et en compétition en sport extrême (pas d'étiquetage européen nécessaire)
- Excellente tenue de route et adhérence sur sol sec grâce à la dernière technologie destinée au racing
- structure robuste, otpimisation de l'empreinte au sol et sculpture asymétrique de la bande de roulement
- Amélioration des performances sur sol mouillé grâce aux lamelles latérales, aux 2 grandes rainures à l'intérieur et en zigzag à l'extérieur

Português

- Otimizado para uma grande performance desportiva dentro e fora da pista (não rotulado)
- Máxima aderência em superfícies secas e maior manobrabilidade com a mais recente tecnologia de corrida
- Carcaça de alta resistência, pegada otimizada e design de piso assimétrico
- Desempenho aprimorado em piso molhado com lamelas laterais, 2 ranhuras largas dentro e ranhuras em zigzague fora

Español

- Optimizado para unas prestaciones deportivas extremas dentro y fuera de la pista (sin etiqueta)
- Máximo agarre en seco y rendimiento de manejo con la última tecnología de carreras
- Carcasa de alta resistencia, huella optimizada y diseño asimétrico de la banda de rodadura
- Rendimiento mejorado en mojado con entalladuras laterales, 2 ranuras anchas en el interior y ranura en zigzag en el exterior

Русский

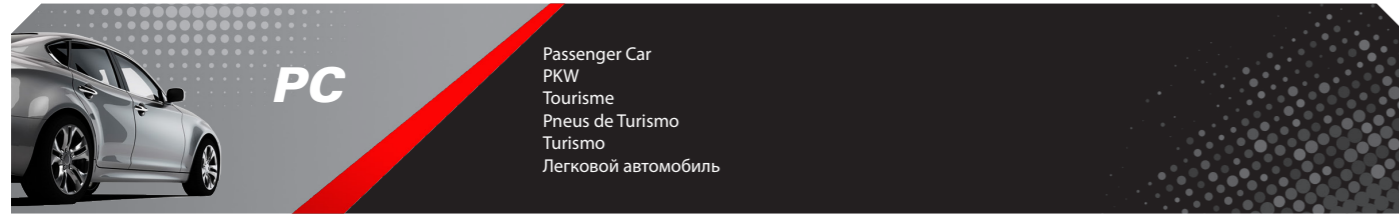
- Шины для стрит-рейсинга, обеспечивающие максимальные характеристики на сухой трассе
- Асимметричный рисунок протектора, обеспечивающий максимальную боковую реакцию колес
- Превосходные сцепление и управляемость на сухой трассе благодаря применению последних спортивных технологий

V730

Rim	Tyre Size	Measuring Rim Width	Approved Rim Width	Max. Air Pressure		Max. Load		Section Width		Overall Diameter		Tread Depth		Static Loaded Radius	Rolling Circumference	UTQG	Rim Protector
				bar	psi	kg	lbs	mm	inch	mm	inch	mm	x/32"				
Black Sidewall																	
19"	305/30 R19 XL 102W	11.0	10.5 - 11.5	3.4	50	850	1874	313	12.3	667	26.3	6.5	8.2	313	2034	200 AA A	-
	275/35 R19 96W	9.5	9.0 - 11.0	3.5	51	710	1565	278	10.9	675	26.6	6.5	8.2	316	2059	200 AA A	-
	245/35 R19 XL 93W	8.5	8.0 - 9.5	3.4	50	650	1433	248	9.8	655	25.8	6.0	7.6	309	1998	200 AA A	-
	235/35 R19 XL 91W	8.5	8.0 - 9.5	3.4	50	615	1356	241	9.5	647	25.5	6.0	7.6	305	1973	200 AA A	-
18"	275/35 R18 95W	9.5	9.0 - 11.0	3.5	51	690	1521	278	10.9	649	25.6	6.2	7.8	303	1980	200 AA A	-
	265/35 R18 XL 97W	9.5	9.0 - 10.5	3.4	50	730	1609	271	10.7	643	25.3	6.5	8.2	301	1961	200 AA A	-
	255/35 R18 XL 94W	9.0	8.5 - 10.0	3.4	50	670	1477	260	10.2	635	25.0	6.5	8.2	298	1937	200 AA A	-
	245/40 R18 XL 97W	8.5	8.0 - 9.5	3.4	50	730	1609	248	9.8	653	25.7	6.5	8.2	305	1992	200 AA A	-
	235/40 R18 XL 95W	8.5	8.0 - 9.5	3.4	50	690	1521	241	9.5	645	25.4	6.5	8.2	302	1967	200 AA A	-
	225/40 R18 XL 92W	8.0	7.5 - 9.0	3.4	50	630	1389	230	9.1	637	25.1	6.7	8.4	299	1943	200 AA A	-
17"	255/40 R17 XL 98W	9.0	8.5 - 10.0	3.4	50	750	1653	260	10.2	636	25.0	6.7	8.4	296	1940	200 AA A	-
	245/40 R17 91W	8.5	8.0 - 9.5	3.5	51	615	1356	248	9.8	628	24.7	6.5	8.2	292	1915	200 AA A	-
	245/45 R17 XL 99W	8.0	7.5 - 9.0	3.4	50	775	1709	243	9.6	652	25.7	6.7	8.4	302	1989	200 AA A	-
	235/45 R17 94W	8.0	7.5 - 9.0	3.5	51	670	1477	236	9.3	644	25.4	6.5	8.2	299	1964	200 AA A	-
	225/45 R17 XL 94W	7.5	7.0 - 8.5	3.4	50	670	1477	225	8.9	634	25.0	6.7	8.4	295	1934	200 AA A	-
16"	225/50 R16 92W	7.0	6.0 - 8.0	3.5	51	630	1389	233	9.2	632	24.9	6.7	8.4	291	1928	200 AA A	-
	205/55 R16 91W	6.5	5.5 - 7.5	3.5	51	615	1356	214	8.4	632	24.9	6.5	8.2	291	1928	200 AA A	-
15"	225/45 R15 87W	7.5	7.0 - 8.5	3.5	51	545	1201	225	8.9	583	23.0	6.7	8.4	269	1778	200 AA A	-
	205/50 R15 86V	6.5	5.5 - 7.5	3.5	51	530	1168	214	8.4	587	23.1	6.7	8.4	271	1790	200 AA A	-

XL : Extra Load





Super Sport UHP

ECSTA PS91



English

- Developed for ultimate sports cars
- Tread compound developed specifically for high performance
- A strong stable pattern PS91 delivers high levels of wet and dry traction for excellent handling and braking



Deutsch

- Für Sport- und Supersportwagen entwickelt
- Laufflächenmischung speziell für hohe Geschwindigkeiten
- Exzellente Traktionseigenschaften auf nasser und trockener Fahrbahn



Français

- Développé pour les véhicules sportifs
- Gomme développée spécialement pour haute performance
- Profil PS91 livre de hauts niveaux de adhérence sur sol mouillé et sec pour le freinage et la direction excellente



Português

- Desenvolvido para carros desportivos topo de gama
- Composto da banda de rodagem desenvolvido especificamente para alta performance
- Piso com elevados níveis de tracção em piso molhado e seco, proporcionando excelente condução




Español

- Desarrollado para coches deportivos de última generación
- Compuesto de banda de rodadura desarrollada especificamente para alto rendimiento
- El diseño del PS91 ofrece altos niveles de tracción sobre mojado y seco para una excelente manejabilidad y frenado



Русский

- Разработано специально для супер-каров
- Особый состав протектора для улучшенных характеристик
- Устойчивый протектор шины PS91 обеспечивает превосходные характеристики на мокром и сухом покрытии



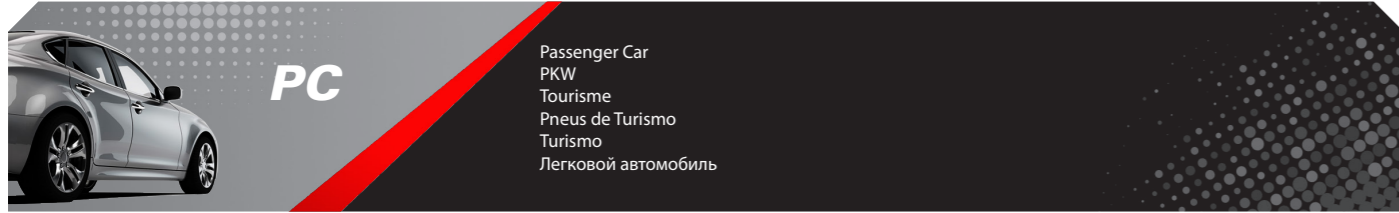
Award & Test Results



PS91

Rim	Tyre Size	Measuring Rim Width	Approved Rim Width	Max. Air Pressure		Max. Load		Section Width		Overall Diameter		Tread Depth		Static Loaded Radius	Rolling Circumference	EU Labeling			Rim Protector	
				bar	psi	kg	lbs	mm	inch	mm	inch	mm	x/32"			mm	mm	RR		Wet Grip
Black Sidewall																				
21"	275/30 ZR21 XL (98Y)	9.5	9.0 - 10.0	3.4	50	750	1653	278	10.9	699	27.5	7.1	8.9	331	2132	D	A	B	73	o
20"	305/30 ZR20 XL(103Y)	11.0	10.5 - 11.5	3.4	50	875	1929	313	12.3	692	27.2	7.4	9.3	326	2111	D	A	B	75	o
	295/30 ZR20 XL(101Y)	10.5	10.0 - 11.0	3.4	50	825	1819	301	11.9	686	27.0	7.4	9.3	323	2092	D	A	A	71	o
	295/35 ZR20 XL(105Y)	10.5	10.0 - 11.5	3.4	50	925	2039	301	11.9	714	28.1	7.4	9.3	334	2178	D	A	B	73	o
	285/30 ZR20 XL (99Y)	10.0	9.5 - 10.5	3.4	50	775	1709	290	11.4	680	26.8	7.1	8.9	321	2074	D	A	B	73	o
	285/35 ZR20 XL(104Y)	10.0	9.5 - 11.0	3.4	50	900	1984	290	11.4	708	27.9	7.4	9.3	332	2159	D	A	B	73	o
	275/30 ZR20 XL (97Y)	9.5	9.0 - 10.0	3.4	50	730	1609	288	11.3	674	26.5	7.1	8.9	319	2056	D	A	B	73	o
	275/35 ZR20 XL(102Y)	9.5	9.0 - 11.0	3.4	50	850	1874	278	10.9	700	27.6	7.1	8.9	329	2135	D	A	B	72	o
	275/40 ZR20 XL(106Y)	9.5	9.0 - 11.0	3.4	50	950	2094	278	10.9	728	28.7	7.4	9.3	340	2220	D	A	B	73	o
	265/35 ZR20 XL (99Y)	9.5	9.0 - 10.5	3.4	50	775	1709	271	10.7	694	27.3	7.4	9.3	327	2117	D	A	B	73	o
	265/40 ZR20 XL(104Y)	9.5	9.0 - 10.5	3.4	50	900	1984	271	10.7	720	28.3	7.1	8.9	337	2196	D	A	B	72	o
	255/35 ZR20 XL (97Y)	9.0	8.5 - 10.0	3.4	50	730	1609	260	10.2	686	27.0	7.4	9.3	323	2092	D	A	B	73	o
	255/40 ZR20 XL(101Y)	9.0	8.5 - 10.0	3.4	50	825	1819	260	10.2	712	28.0	7.4	9.3	334	2172	D	A	B	73	o
	245/30 ZR20 XL (90Y)	8.5	8.0 - 9.0	3.4	50	600	1323	248	9.8	656	25.8	7.1	8.9	312	2001	D	A	B	72	o
	245/35 ZR20 XL (95Y)	8.5	8.0 - 9.5	3.4	50	690	1521	248	9.8	680	26.8	7.4	9.3	321	2074	D	A	B	71	o
	245/40 ZR20 XL (99Y)	8.5	8.0 - 9.5	3.4	50	775	1709	248	9.8	704	27.7	7.1	8.9	330	2147	D	A	B	72	o
	245/45 ZR20 XL(103Y)	8.0	7.5 - 9.0	3.4	50	875	1929	243	9.6	728	28.7	7.4	9.3	340	2220	D	A	B	72	o
	235/35 ZR20 XL (92Y)	8.5	8.0 - 9.5	3.4	50	630	1389	241	9.5	672	26.5	7.1	8.9	318	2050	D	A	B	72	o
19"	305/30 ZR19 XL(102Y)	11.0	10.5 - 11.5	3.4	50	850	1874	313	12.3	667	26.3	7.4	9.3	313	2034	D	A	B	73	o
	295/30 ZR19 XL(100Y)	10.5	10.0 - 11.0	3.4	50	800	1764	301	11.9	661	26.0	7.4	9.3	311	2016	D	A	A	71	o
	285/30 ZR19 XL (98Y)	10.0	9.5 - 10.5	3.4	50	750	1653	290	11.4	655	25.8	7.4	9.3	309	1998	D	A	A	71	o
	285/35 ZR19 XL(103Y)	10.0	9.5 - 11.0	3.4	50	875	1929	290	11.4	683	26.9	7.1	8.9	319	2083	D	A	B	73	o
	285/40 ZR19 XL(107Y)	10.0	9.5 - 11.0	3.4	50	975	2150	290	11.4	711	28.0	7.4	9.3	330	2169	D	A	B	73	o
	275/30 ZR19 XL (96Y)	9.5	9.0 - 10.0	3.4	50	710	1565	278	10.9	649	25.6	7.1	8.9	306	1979	D	A	B	72	o
	275/35 ZR19 XL(100Y)	9.5	9.0 - 11.0	3.4	50	800	1764	278	10.9	675	26.6	7.4	9.3	316	2059	D	A	B	73	o
	275/40 ZR19 XL(105Y)	9.5	9.0 - 11.0	3.4	50	925	2039	278	10.9	703	27.7	7.1	8.9	327	2144	D	A	B	72	o
	265/30 ZR19 XL (93Y)	9.5	9.0 - 10.0	3.4	50	650	1433	271	10.7	643	25.3	7.4	9.3	304	1961	D	A	B	73	o
	265/35 ZR19 XL (98Y)	9.5	9.0 - 10.5	3.4	50	750	1653	271	10.7	669	26.3	7.4	9.3	314	2040	D	A	B	71	o
	255/30 ZR19 XL (91Y)	9.0	8.5 - 9.5	3.4	50	615	1356	260	10.2	637	25.1	7.4	9.3	302	1943	D	A	B	73	o
	255/35 ZR19 XL (96Y)	9.0	8.5 - 10.0	3.4	50	710	1565	260	10.2	661	26.0	7.4	9.3	311	2016	D	A	B	71	o
255/40 ZR19 XL(100Y)	9.0	8.5 - 10.0	3.4	50	800	1764	260	10.2	687	27.0	7.4	9.3	321	2095	D	A	B	73	o	
255/45 ZR19 XL(104Y)	8.5	8.0 - 9.5	3.4	50	900	1984	255	10.0	713	28.1	7.4	9.3	331	2175	D	A	B	73	o	
245/35 ZR19 XL (93Y)	8.5	8.0 - 9.5	3.4	50	650	1433	248	9.8	655	25.8	7.4	9.3	309	1998	D	A	B	71	o	
245/40 ZR19 XL (98Y)	8.5	8.0 - 9.5	3.4	50	750	1653	248	9.8	679	26.7	7.4	9.3	318	2071	D	A	B	72	o	
245/45 ZR19 XL(102Y)	8.0	7.5 - 9.0	3.4	50	850	1874	243	9.6	703	27.7	7.1	8.9	327	2144	D	A	B	72	o	
235/35 ZR19 XL (91Y)	8.5	8.0 - 9.5	3.4	50	615	1356	241	9.5	647	25.5	7.1	8.9	305	1973	D	A	B	72	o	
225/35 ZR19 XL (88Y)	8.0	7.5 - 9.0	3.4	50	560	1235	230	9.1	641	25.2	7.4	9.3	303	1955	D	A	B	72	o	
225/40 ZR19 XL (93Y)	8.0	7.5 - 9.0	3.4	50	650	1433	230	9.1	663	26.1	7.1	8.9	312	2022	D	A	B	72	o	
18"	285/35 ZR18 XL(101Y)	10.0	9.5 - 11.0	3.4	50	825	1819	290	11.4	657	25.9	7.1	8.9	307	2004	D	A	B	73	o
	275/35 ZR18 XL (99Y)	9.5	9.0 - 11.0	3.4	50	775	1709	278	10.9	649	25.6	7.4	9.3	303	1979	D	A	B	72	o
	275/40 ZR18 XL(103Y)	9.5	9.0 - 11.0	3.4	50	875	1929	278	10.9	677	26.7	7.4	9.3	314	2065	D	A	B	72	o
	265/35 ZR18 XL (97Y)	9.5	9.0 - 10.5	3.4	50	730	1609	271	10.7	643	25.3	7.1	8.9	301	1961	D	A	B	72	o
	265/40 ZR18 XL(101Y)	9.5	9.0 - 10.5	3.4	50	825	1819	271	10.7	669	26.3	7.4	9.3	311	2040	D	A	B	72	o
	255/35 ZR18 XL (94Y)	9.0	8.5 - 10.0	3.4	50	670	1477	260	10.2	635	25.0	7.1	8.9	298	1937	D	A	B	72	o
	255/40 ZR18 XL (99Y)	9.0	8.5 - 10.0	3.4	50	775	1709	260	10.2	661	26.0	7.1	8.9	308	2016	D	A	B	72	o
	245/35 ZR18 XL (92Y)	8.5	8.0 - 9.5	3.4	50	630	1389	248	9.8	629	24.8	7.4	9.3	296	1918	D	A	B	72	o
245/40 ZR18 XL (97Y)	8.5	8.0 - 9.5	3.4	50	730	1609	248	9.8	653	25.7	7.4	9.3	305	1992	D	A	B	72	o	
245/45 ZR18 XL(100Y)	8.0	7.5 - 9.0	3.4	50	800	1764	243	9.6	677	26.7	7.4	9.3	314	2065	D	A	B	72	o	
235/40 ZR18 XL (95Y)	8.5	8.0 - 9.5	3.4	50	690	1521	241	9.5	645	25.4	7.1	8.9	302	1967	D	A	B	72	o	
225/40 ZR18 XL (92Y)	8.0	7.5 - 9.0	3.4	50	630	1389	230	9.1	637	25.1	7.4	9.3	299	1943	D	A	B	72	o	
225/45 ZR18 XL (95Y)	7.5	7.0 - 8.5	3.4	50	690	1521	225	8.9	659	25.9	7.1	8.9	307	2010	D	A	B	72	o	

XL : Extra Load (Y): Size indication for YR exceeding products



Max Performance UHP

ECSTA PS71



English

- The best handling/brake performance on wet surfaces presented by the 4 main grooves
- Fine and stable driving performance on dry surfaces
- Improved high speed driving stability with strengthened belt/bead durability



Deutsch

- Beste Handling- und Bremseigenschaften auf nasser Fahrbahn durch 4 Hauptrillen
- Hervorragende Fahreigenschaften auf trockener Fahrbahn
- Verbesserte Fahrstabilität bei hohen Geschwindigkeiten mit höherer Wulstfestigkeit



Français

- Tenue de route et freinage sur sol mouillé exceptionnels grâce aux 4 rainures principales
- Bonnes performance et réactivité sur sol sec
- Amélioration de la stabilité de conduite à haute vitesse avec une résistance de la carcasse et de la tringle du pneu renforcée



Português

- O melhor comportamento / desempenho do freio em superfícies molhadas apre sentadas pelos 4 sulcos principais
- Desempenho de condução fino e estável em superfícies secas
- Estabilidade de condução de alta velocidade melhorada com durabilidade reforçada das cintas e talões




Español

- Los cuatro surcos principales proporcionan un mejor rendimiento al manejar y frenar en superficies mojadas
- Excelente calidad y estabilidad al manejar en superficies secas
- Mejora la estabilidad al manejar a altas velocidades debido a su cinturón reforzado y la mayor durabilidad del talón



Русский

- Четыре основные продольные канавки обеспечивают более высокую управляемость и торможение на мокрой дороге
- Острое и стабильное управление при движении на сухой дороге
- Повышает устойчивость при движении на высоких скоростях благодаря усиленному каркасу и бортовым кольцам



Award & Test Results



product design award



ACE (2018.03)
: Ranking 2



GTUE (2018.03)
: Recommendable

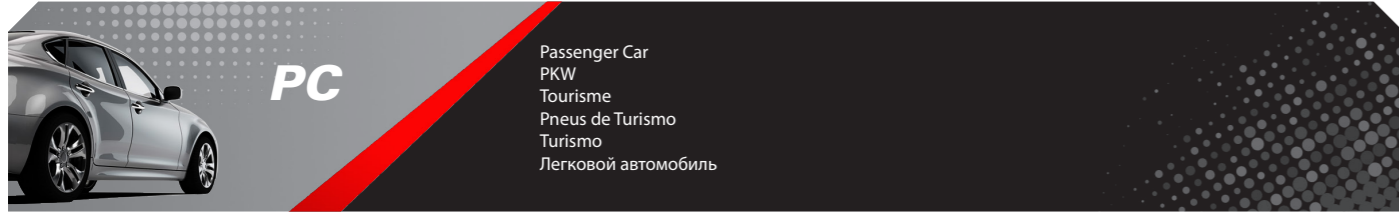


ADAC motorwelt (2021.03)
: Ranking 3

PS71

Rim	Tyre Size	Measuring Rim Width	Approved Rim Width	Max. Air Pressure		Max. Load		Section Width		Overall Diameter		Tread Depth	Static Loaded Radius	Rolling Circumference	EU Labeling			Rim Protector		
				bar	psi	kg	lbs	mm	inch	mm	inch				mm	inch	RR		Wet Grip	Noise(dB)
Black Sidewall																				
20"	275/30 ZR20 XL 97Y	9.5	9.0 - 10.0	3.4	50	730	1609	278	10.9	674	26.5	7.8	9.8	319	2056	D	A	B	72	o
	275/35 ZR20 XL 102Y	9.5	9.0 - 11.0	3.4	50	850	1874	278	10.9	700	27.6	7.8	9.8	329	2135	C	A	B	72	o
	255/30 ZR20 XL 92Y	9.0	8.5 - 9.5	3.4	50	630	1389	260	10.2	662	26.1	7.8	9.8	314	2019	D	A	B	73	o
	255/35 ZR20 XL 97Y	9.0	8.5 - 10.0	3.4	50	730	1609	260	10.2	686	27.0	7.6	9.6	323	2092	D	A	B	72	o
	245/30 ZR20 XL 90Y	8.5	8.0 - 9.0	3.4	50	600	1323	248	9.8	656	25.8	7.8	9.8	312	2001	D	A	B	72	o
	245/35 ZR20 XL 95Y	8.5	8.0 - 9.5	3.4	50	690	1521	248	9.8	680	26.8	7.8	9.8	321	2074	D	A	B	72	o
	245/40 ZR20 XL 99Y	8.5	8.0 - 9.5	3.4	50	775	1709	248	9.8	704	27.7	7.8	9.8	330	2147	D	A	B	72	o
	235/30 ZR20 XL 88Y	8.5	8.5 - 8.5	3.4	50	560	1235	241	9.5	650	25.6	7.8	9.8	309	1983	D	A	B	72	o
	225/35 ZR20 XL 90Y	8.0	7.5 - 9.0	3.4	50	600	1323	230	9.1	666	26.2	7.8	9.8	316	2031	D	A	B	72	o
	19"	295/30 ZR19 XL 100Y	10.5	10.0 - 11.0	3.4	50	800	1764	301	11.9	661	26.0	7.6	9.6	311	2016	D	A	B	74
295/35 ZR19 XL 104Y		10.5	10.0 - 11.5	3.4	50	900	1984	301	11.9	689	27.1	7.5	9.4	322	2101	C	A	B	74	o
275/30 ZR19 XL 96Y		9.5	9.0 - 10.0	3.4	50	710	1565	278	10.9	649	25.6	7.6	9.6	306	1979	D	A	B	72	o
275/35 ZR19 XL 100Y		9.5	9.0 - 11.0	3.4	50	800	1764	278	10.9	675	26.6	7.6	9.6	316	2059	D	A	B	72	o
275/40 ZR19 XL 105Y		9.5	9.0 - 11.0	3.4	50	925	2039	278	10.9	703	27.7	7.8	9.8	327	2144	C	A	B	73	o
265/30 ZR19 XL 93Y		9.5	9.0 - 10.0	3.4	50	650	1433	271	10.7	643	25.3	7.6	9.6	304	1961	D	A	B	72	o
265/35 ZR19 XL 98Y		9.5	9.0 - 10.5	3.4	50	750	1653	271	10.7	669	26.3	7.6	9.6	314	2040	D	A	B	72	o
255/35 ZR19 XL 96Y		9.0	8.5 - 10.0	3.4	50	710	1565	260	10.2	661	26.0	7.8	9.8	311	2016	D	A	B	73	o
255/40 ZR19 XL 100Y		9.0	8.5 - 10.0	3.4	50	800	1764	260	10.2	687	27.0	7.6	9.6	321	2095	D	A	B	72	o
245/30 ZR19 XL 89Y		8.5	8.0 - 9.0	3.4	50	580	1279	248	9.8	631	24.8	7.8	9.8	299	1925	D	A	B	72	o
18"	245/35 ZR19 XL 93Y	8.5	8.0 - 9.5	3.4	50	650	1433	248	9.8	655	25.8	7.6	9.6	309	1998	D	A	B	72	o
	245/40 ZR19 XL 98Y	8.5	8.0 - 9.5	3.4	50	750	1653	248	9.8	679	26.7	7.8	9.8	318	2071	D	A	B	72	o
	245/45 ZR19 XL 102Y	8.0	7.5 - 9.0	3.4	50	850	1874	243	9.6	703	27.7	7.8	9.8	327	2144	C	A	B	72	o
	235/35 ZR19 XL 91Y	8.5	8.0 - 9.5	3.4	50	615	1356	241	9.5	647	25.5	7.6	9.6	305	1973	D	A	B	72	o
	235/40 ZR19 XL 96Y	8.5	8.0 - 9.5	3.4	50	710	1565	241	9.5	671	26.4	7.8	9.8	315	2047	D	A	B	72	o
	225/35 ZR19 XL 88Y	8.0	7.5 - 9.0	3.4	50	560	1235	230	9.1	641	25.2	7.8	9.8	303	1955	D	A	B	72	o
	225/40 ZR19 XL 93Y	8.0	7.5 - 9.0	3.4	50	650	1433	230	9.1	663	26.1	7.8	9.8	312	2022	D	A	B	72	o
	225/45 ZR19 XL 96Y	7.5	7.0 - 8.5	3.4	50	710	1565	225	8.9	685	27.0	8.1	10.2	320	2089	D	A	B	72	o
	285/35 ZR18 XL 101Y	10.0	9.5 - 11.0	3.4	50	825	1819	290	11.4	657	25.9	7.6	9.6	307	2004	D	A	B	74	o
	275/45 ZR18 XL 103Y	9.0	8.5 - 10.5	3.5	51	875	1929	273	10.7	705	27.8	7.6	9.6	325	2150	D	A	B	72	o
265/35 ZR18 XL 97Y	9.5	9.0 - 10.5	3.4	50	730	1609	271	10.7	643	25.3	7.6	9.6	301	1961	D	A	B	72	o	
265/40 ZR18 XL 101Y	9.5	9.0 - 10.5	3.4	50	825	1819	271	10.7	669	26.3	7.6	9.6	311	2040	C	A	B	72	o	
255/35 ZR18 XL 94Y	9.0	8.5 - 10.0	3.4	50	670	1477	260	10.2	635	25.0	7.8	9.8	298	1937	D	A	B	72	o	
255/40 ZR18 XL 99Y	9.0	8.5 - 10.0	3.4	50	775	1709	260	10.2	661	26.0	7.6	9.6	308	2016	D	A	B	73	o	
255/45 ZR18 XL 103Y	8.5	8.0 - 9.5	3.4	50	875	1929	255	10.0	687	27.0	7.6	9.6	318	2095	C	A	B	71	o	
245/35 ZR18 XL 92Y	8.5	8.0 - 9.5	3.4	50	630	1389	248	9.8	629	24.8	7.8	9.8	296	1918	D	A	B	72	o	
245/40 ZR18 XL 97Y	8.5	8.0 - 9.5	3.4	50	730	1609	248	9.8	653	25.7	7.6	9.6	305	1992	D	A	B	72	o	
245/45 ZR18 XL 100Y	8.0	7.5 - 9.0	3.4	50	800	1764	243	9.6	677	26.7	7.6	9.6	314	2065	C	A	B	72	o	
245/50 ZR18 XL 100Y	7.5	7.0 - 8.5	3.5	51	800	1764	253	10.0	703	27.7	7.6	9.6	324	2144	C	A	B	71	o	
235/40 ZR18 XL 95Y	8.5	8.0 - 9.5	3.4	50	690	1521	241	9.5	645	25.4	7.8	9.8	302	1967	D	A	B	72	o	
235/45 ZR18 XL 98Y	8.0	7.5 - 9.0	3.4	50	750	1653	236	9.3	669	26.3	7.6	9.6	311	2040	C	A	B	72	o	
235/50 ZR18 XL 101Y	7.5	6.5 - 8.5	3.4	50	825	1819	245	9.6	693	27.3	7.6	9.6	321	2114	C	A	B	72	o	
225/35 ZR18 XL 87Y	8.0	7.5 - 9.0	3.4	50	545	1201	230	9.1	615	24.2	7.6	9.6	290	1876	D	A	B	72	o	
225/40 ZR18 XL 92Y	8.0	7.5 - 9.0	3.4	50	630	1389	230	9.1	637	25.1	7.8	9.8	299	1943	D	A	B	72	o	
225/45 ZR18 XL 95Y	7.5	7.0 - 8.5	3.4	50	690	1521	225	8.9	659	25.9	7.6	9.6	307	2010	D	A	B	72	o	
215/40 ZR18 XL 89Y	7.5	7.0 - 8.5	3.4	50	580	1279	218	8.6	629	24.8	7.6	9.6	296	1918	D	B	B	72	o	
215/45 ZR18 XL 93Y	7.0	7.0 - 8.0	3.4	50	650	1433	213	8.4	651	25.6	7.6	9.6	304	1986	D	B	B	72	o	

XL : Extra Load



Max Performance UHP

ECSTA PS71



English

- The best handling/brake performance on wet surfaces presented by the 4 main grooves
- Fine and stable driving performance on dry surfaces
- Improved high speed driving stability with strengthened belt/bead durability



Deutsch

- Beste Handling- und Bremseigenschaften auf nasser Fahrbahn durch 4 Hauptrillen
- Hervorragende Fahreigenschaften auf trockener Fahrbahn
- Verbesserte Fahrstabilität bei hohen Geschwindigkeiten mit höherer Wulstfestigkeit



Français

- Tenue de route et freinage sur sol mouillé exceptionnels grâce aux 4 rainures principales
- Bonnes performance et réactivité sur sol sec
- Amélioration de la stabilité de conduite à haute vitesse avec une résistance de la carcasse et de la tringle du pneu renforcée



Português

- O melhor comportamento / desempenho do freio em superfícies molhadas apre sentadas pelos 4 sulcos principais
- Desempenho de condução fino e estável em superfícies secas
- Estabilidade de condução de alta velocidade melhorada com durabilidade reforçada das cintas e talões




Español

- Los cuatro surcos principales proporcionan un mejor rendimiento al manejar y frenar en superficies mojadas
- Excelente calidad y estabilidad al manejar en superficies secas
- Mejora la estabilidad al manejar a altas velocidades debido a su cinturón reforzado y la mayor durabilidad del talón



Русский

- Четыре основные продольные канавки обеспечивают более высокую управляемость и торможение на мокрой дороге
- Острое и стабильное управление при движении на сухой дороге
- Повышает устойчивость при движении на высоких скоростях благодаря усиленному каркасу и бортовым кольцам



Award & Test Results



product design award



ACE (2018.03)
: Ranking 2



GTUE (2018.03)
: Recommendable



ADAC motorwelt (2021.03)
: Ranking 3

PS71

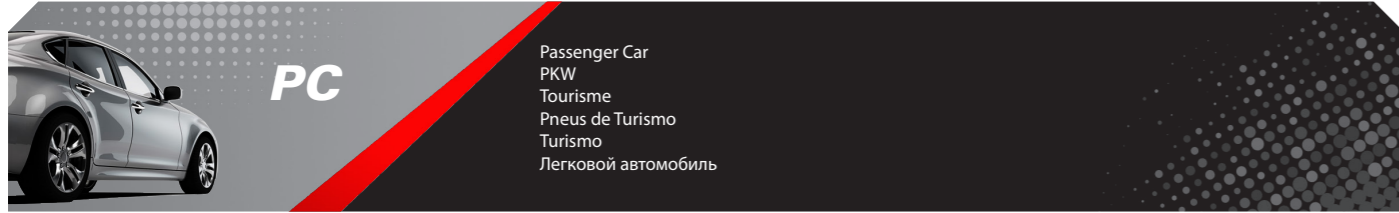
Rim	Tyre Size	Measuring Rim Width	Approved Rim Width	Max. Air Pressure		Max. Load		Section Width		Overall Diameter		Tread Depth		Static Loaded Radius	Rolling Circumference	EU Labeling			Rim Protector	
				bar	psi	kg	lbs	mm	inch	mm	inch	mm	x/32"			mm	mm	RR		Wet Grip
Black Sidewall																				
17"	255/40 ZR17 94Y	9.0	8.5 - 10.0	3.5	51	670	1477	260	10.2	636	25.0	7.6	9.6	296	1940	D	A	B	72	o
	245/40 ZR17 XL 95Y	8.5	8.0 - 9.5	3.4	50	690	1521	248	9.8	628	24.7	7.6	9.6	292	1915	D	A	B	72	o
	245/45 ZR17 XL 99Y	8.0	7.5 - 9.0	3.4	50	775	1709	243	9.6	652	25.7	7.6	9.6	302	1989	C	A	B	72	o
	235/45 ZR17 XL 97Y	8.0	7.5 - 9.0	3.4	50	730	1609	236	9.3	644	25.4	7.3	9.2	299	1964	D	A	B	72	o
	235/45 ZR17 94Y	8.0	7.5 - 9.0	3.5	51	670	1477	236	9.3	644	25.4	7.3	9.2	299	1964	D	A	B	71	o
	225/45 ZR17 XL 94Y	7.5	7.0 - 8.5	3.4	50	670	1477	225	8.9	634	25.0	7.8	9.8	295	1934	C	A	B	72	o
	225/45 ZR17 91Y	7.5	7.0 - 8.5	3.5	51	615	1356	225	8.9	634	25.0	7.8	9.8	295	1934	D	A	B	71	o
	225/50 ZR17 XL 98Y	7.0	6.0 - 8.0	3.4	50	750	1653	233	9.2	658	25.9	7.6	9.6	304	2007	C	A	B	72	o
	225/55 ZR17 97Y	7.0	6.0 - 8.0	3.5	51	730	1609	233	9.2	680	26.8	7.6	9.6	313	2074	D	A	B	71	o
	215/40 ZR17 XL 87Y	7.5	7.0 - 8.5	3.4	50	545	1201	218	8.6	604	23.8	7.6	9.6	283	1842	D	A	B	72	o
	215/45 ZR17 XL 91Y	7.0	7.0 - 8.0	3.4	50	615	1356	213	8.4	626	24.6	7.6	9.6	292	1909	C	A	B	72	o
	215/50 ZR17 XL 95W	7.0	6.0 - 7.5	3.4	50	690	1521	226	8.9	648	25.5	7.6	9.6	300	1976	C	A	B	72	o
215/55 ZR17 94W	7.0	6.0 - 7.5	3.5	51	670	1477	226	8.9	668	26.3	7.6	9.6	308	2037	D	A	B	70	o	
205/40 ZR17 XL 84Y	7.5	7.0 - 8.0	3.4	50	500	1102	212	8.3	596	23.5	7.8	9.8	280	1818	D	A	B	72	o	
205/45 ZR17 XL 88Y	7.0	6.5 - 7.5	3.4	50	560	1235	206	8.1	616	24.3	7.6	9.6	288	1879	C	A	B	72	o	
205/50 ZR17 XL 93Y	6.5	5.5 - 7.5	3.4	50	650	1433	214	8.4	638	25.1	7.6	9.6	296	1946	C	A	B	72	o	
205/55 ZR17 91W	6.5	5.5 - 7.5	3.5	51	615	1356	214	8.4	658	25.9	7.6	9.6	304	2007	D	A	B	70	o	
16"	205/45 ZR16 XL 87W	7.0	6.5 - 7.5	3.4	50	545	1201	206	8.1	590	23.2	7.6	9.6	275	1800	D	B	B	72	o

XL : Extra Load

XRP Run-flat

Rim	Tyre Size	Measuring Rim Width	Approved Rim Width	Max. Air Pressure		Max. Load		Section Width		Overall Diameter		Tread Depth		Static Loaded Radius	Rolling Circumference	EU Labeling			Rim Protector	
				bar	psi	kg	lbs	mm	inch	mm	inch	mm	x/32"			mm	mm	RR		Wet Grip
Black Sidewall																				
18"	245/40 ZR18 93Y	8.5	8.0 - 9.5	3.5	51	650	1433	248	9.8	653	25.7	7.5	9.4	305	1992	D	B	B	71	o
	245/45 ZR18 96Y	8.0	7.5 - 9.0	3.5	51	710	1565	243	9.6	677	26.7	7.5	9.4	314	2065	D	B	B	71	o
	245/50 ZR18 100Y	7.5	7.0 - 8.5	3.5	51	800	1764	253	10.0	703	27.7	7.5	9.4	324	2144	D	B	B	71	o
	235/50 R18 97V	7.5	6.5 - 8.5	3.5	51	730	1609	245	9.6	693	27.3	7.5	9.4	321	2114	D	B	B	71	o
	225/40 ZR18 88Y	8.0	7.5 - 9.0	3.5	51	560	1235	230	9.1	637	25.1	7.5	9.4	299	1943	D	B	B	71	o
	225/45 ZR18 91Y	7.5	7.0 - 8.5	3.5	51	615	1356	225	8.9	659	25.9	7.5	9.4	307	2010	D	B	B	71	o
17"	255/40 ZR17 94W	9.0	8.5 - 10.0	3.5	51	670	1477	260	10.2	636	25.0	7.5	9.4	296	1940	D	C	B	71	o
	225/45 ZR17 91W	7.5	7.0 - 8.5	3.5	51	615	1356	225	8.9	634	25.0	7.5	9.4	295	1934	D	C	B	71	o
	225/50 ZR17 94W	7.0	6.0 - 8.0	3.5	51	670	1477	233	9.2	658	25.9	7.5	9.4	304	2007	D	C	B	71	o
	225/55 ZR17 97Y	7.0	6.0 - 8.0	3.5	51	730	1609	233	9.2	680	26.8	7.5	9.4	313	2074	D	C	B	71	o
	205/45 R17 84V	7.0	6.5 - 7.5	3.5	51	500	1102	206	8.1	616	24.3	7.5	9.4	288	1879	D	C	B	71	o
	205/50 ZR17 XL 93W	6.5	5.5 - 7.5	3.4	50	650	1433	214	8.4	638	25.1	7.5	9.4	296	1946	D	C	B	71	o
16"	205/55 ZR16 91W	6.5	5.5 - 7.5	3.5	51	615	1356	214	8.4	632	24.9	7.5	9.4	291	1928	D	C	B	71	o
	205/55 R16 91V	6.5	5.5 - 7.5	3.5	51	615	1356	214	8.4	632	24.9	7.5	9.4	291	1928	D	C	B	71	o
	195/55 R16 87V	6.0	5.5 - 7.0	3.5	51	545	1201	201	7.9	620	24.4	7.5	9.4	287	1891	D	C	B	71	o

XL : Extra Load



Harmony Performance

ECSTA HS52

NEW PRODUCT



English

- Safe and reliable summer comfort
- Exceptional braking performance on both wet and dry roads
- Excellent wet grip for safety
- Increased mileage with new compound



Deutsch

- Sicher, komfortabel und laufruhig
- Extrem kurze Bremswege bei Nässe und im Trockenen
- Exzellenter Nassgrip und äußerst sichere Fahreigenschaften
- Neue Laufflächenmischung für eine erhöhte Laufleistung



Français

- Pneu fiable et sûr pour une conduite confortable en été
- Excellentes performances de freinage sur sol sec et sur sol mouillé
- Excellente adhérence sur sol mouillé pour votre sécurité
- Longévité kilométrique accrue grâce au nouveau mélange de gomme



Português

- Conforto de verão seguro e confiável
- Desempenho de travagem excepcional em estradas molhadas e secas
- Excelente aderência em piso molhado para segurança
- Maior quilometragem com novo composto



Español

- Confortable neumático de verano, seguro y fiable
- Excepcionales prestaciones de frenado tanto en mojado como en seco
- Excelente agarre en mojado para mayor seguridad
- Mayor kilometraje con un nuevo compuesto



Русский

- Безопасная и надежная летняя шина комфорт-класса
- Отличные показатели торможения на сухих и влажных дорогах
- прекрасное сцепление с мокрой поверхностью;
- Увеличенный пробег



Summer

Braking

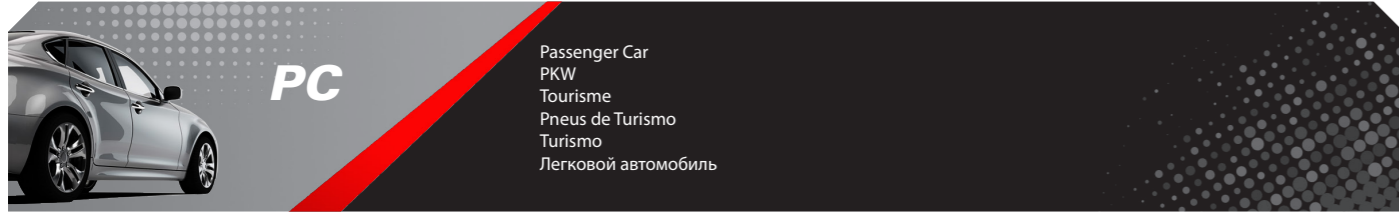
Wet Grip

Mileage

HS52

Rim	Tyre Size	Measuring Rim Width	Approved Rim Width	Max. Air Pressure		Max. Load		Section Width		Overall Diameter		Tread Depth	Static Loaded Radius	Rolling Circumference	EU Labeling			Rim Protector		
				bar	psi	kg	lbs	mm	inch	mm	inch				mm	inch	RR		Wet Grip	Noise(dB)
Black Sidewall																				
18"	245/45 ZR18 XL 100W	8.0	7.5 - 9.0	3.4	50	800	1764	243	9.6	677	26.7	8.0	10.1	314	2065	C	A	B	72	o
	235/45 ZR18 XL 98W	8.0	7.5 - 9.0	3.4	50	750	1653	236	9.3	669	26.3	8.0	10.1	311	2040	C	A	B	72	o
17"	235/45 ZR17 XL 97W	8.0	7.5 - 9.0	3.4	50	730	1609	236	9.3	644	25.4	7.6	9.6	299	1964	C	A	B	72	o
	235/55 ZR17 XL 103W	7.5	6.5 - 8.5	3.4	50	875	1929	245	9.6	690	27.2	8.0	10.1	317	2105	C	A	B	72	o
	225/45 ZR17 91W	7.5	7.0 - 8.5	3.5	51	615	1356	225	8.9	634	25.0	8.0	10.1	295	1934	C	A	B	71	o
	225/50 ZR17 XL 98W	7.0	6.0 - 8.0	3.4	50	750	1653	233	9.2	658	25.9	8.0	10.1	304	2007	C	A	B	72	o
	225/55 ZR17 XL 101W	7.0	6.0 - 8.0	3.4	50	825	1819	233	9.2	680	26.8	8.0	10.1	313	2074	C	A	B	72	o
	215/45 ZR17 XL 91W	7.0	7.0 - 8.0	3.4	50	615	1356	213	8.4	626	24.6	7.6	9.6	292	1909	C	A	B	72	o
16"	215/50 ZR17 XL 95W	7.0	6.0 - 7.5	3.4	50	690	1521	226	8.9	648	25.5	7.6	9.6	300	1976	C	A	B	72	o
	215/55 ZR17 XL 98W	7.0	6.0 - 7.5	3.4	50	750	1653	226	8.9	668	26.3	8.0	10.1	308	2037	C	A	B	72	o
	215/60 R17 XL 100V	6.5	6.0 - 7.5	3.4	50	800	1764	221	8.7	690	27.2	7.4	9.3	317	2105	C	A	B	72	-
	215/65 R17 99V	6.5	6.0 - 7.5	3.5	51	775	1709	221	8.7	712	28.0	7.4	9.3	325	2172	C	A	B	71	-
	205/55 R17 XL 95V	6.5	5.5 - 7.5	3.4	50	690	1521	214	8.4	658	25.9	7.6	9.6	304	2007	C	A	B	72	o
	225/55 ZR16 XL 99W	7.0	6.0 - 8.0	3.4	50	775	1709	233	9.2	654	25.7	7.6	9.6	300	1995	C	A	B	72	o
	225/55 ZR16 95W	7.0	6.0 - 8.0	3.5	51	690	1521	233	9.2	654	25.7	7.6	9.6	300	1995	C	A	B	71	o
	225/60 ZR16 98W	6.5	6.0 - 8.0	3.5	51	750	1653	228	9.0	676	26.6	7.6	9.6	308	2062	C	B	B	71	-
	215/45 R16 XL 90V	7.0	7.0 - 8.0	3.4	50	600	1323	213	8.4	600	23.6	7.6	9.6	279	1830	C	A	B	72	o
	215/55 ZR16 XL 97W	7.0	6.0 - 7.5	3.4	50	730	1609	226	8.9	642	25.3	7.6	9.6	295	1958	C	A	B	72	o
215/55 R16 93V	7.0	6.0 - 7.5	3.5	51	650	1433	226	8.9	642	25.3	7.6	9.6	295	1958	C	A	B	71	o	
15"	205/50 ZR16 87W	6.5	5.5 - 7.5	3.5	51	545	1201	214	8.4	612	24.1	7.6	9.6	283	1867	C	A	B	71	o
	205/55 ZR16 XL 94W	6.5	5.5 - 7.5	3.4	50	670	1477	214	8.4	632	24.9	8.0	10.1	291	1928	C	A	B	72	-
	205/55 ZR16 91W	6.5	5.5 - 7.5	3.5	51	615	1356	214	8.4	632	24.9	8.0	10.1	291	1928	C	A	B	71	-
	205/55 R16 XL 94V	6.5	5.5 - 7.5	3.4	50	670	1477	214	8.4	632	24.9	8.0	10.1	291	1928	C	A	B	72	-
	205/55 R16 91V	6.5	5.5 - 7.5	3.5	51	615	1356	214	8.4	632	24.9	8.0	10.1	291	1928	C	A	B	71	-
	205/60 ZR16 XL 96W	6.0	5.5 - 7.5	3.4	50	710	1565	209	8.2	652	25.7	7.6	9.6	299	1989	C	B	B	72	-
	195/45 R16 XL 84V	6.5	6.0 - 7.5	3.4	50	500	1102	195	7.7	582	22.9	7.6	9.6	272	1775	D	A	B	72	o
	195/50 R16 XL 88V	6.0	5.5 - 7.0	3.4	50	560	1235	201	7.9	602	23.7	7.6	9.6	279	1836	C	A	B	72	o
	195/55 ZR16 87W	6.0	5.5 - 7.0	3.5	51	545	1201	201	7.9	620	24.4	7.6	9.6	287	1891	C	A	B	71	o
	195/55 R16 87V	6.0	5.5 - 7.0	3.5	51	545	1201	201	7.9	620	24.4	7.6	9.6	287	1891	C	A	B	71	o
14"	185/50 R16 81V	6.0	5.0 - 6.5	3.5	51	462	1019	194	7.6	592	23.3	7.4	9.3	276	1806	D	A	B	70	o
	185/55 R16 83V	6.0	5.0 - 6.5	3.5	51	487	1074	194	7.6	610	24.0	7.4	9.3	283	1861	D	A	B	70	o
	205/60 R15 91V	6.0	5.5 - 7.5	3.5	51	615	1356	209	8.2	627	24.7	7.4	9.3	286	1912	C	A	B	71	-
	205/65 R15 94V	6.0	5.5 - 7.5	3.5	51	670	1477	209	8.2	647	25.5	7.6	9.6	294	1973	C	B	B	71	-
	205/65 R15 94H	6.0	5.5 - 7.5	3.5	51	670	1477	209	8.2	647	25.5	7.6	9.6	294	1973	C	B	B	71	-
	195/50 R15 82V	6.0	5.5 - 7.0	3.5	51	475	1047	201	7.9	577	22.7	7.6	9.6	267	1760	D	A	B	71	-
	195/50 R15 82H	6.0	5.5 - 7.0	3.5	51	475	1047	201	7.9	577	22.7	7.6	9.6	267	1760	D	A	B	71	-
	195/55 R15 85V	6.0	5.5 - 7.0	3.5	51	515	1135	201	7.9	595	23.4	7.6	9.6	274	1815	D	A	B	71	-
	195/55 R15 85H	6.0	5.5 - 7.0	3.5	51	515	1135	201	7.9	595	23.4	7.6	9.6	274	1815	D	A	B	71	-
	195/65 R15 91V	6.0	5.5 - 7.0	3.5	51	615	1356	201	7.9	635	25.0	7.4	9.3	290	1937	C	A	B	71	-
13"	195/65 R15 91H	6.0	5.5 - 7.0	3.5	51	615	1356	201	7.9	635	25.0	7.4	9.3	290	1937	C	A	B	71	-
	185/55 R15 82V	6.0	5.0 - 6.5	3.5	51	475	1047	194	7.6	585	23.0	7.4	9.3	270	1784	D	A	B	70	-
	185/55 R15 82H	6.0	5.0 - 6.5	3.5	51	475	1047	194	7.6	585	23.0	7.4	9.3	270	1784	D	A	B	70	-
	185/60 R15 XL 88H	5.5	5.0 - 6.5	3.4	50	560	1235	189	7.4	603	23.7	7.7	9.7	277	1839	C	B	B	71	-
	185/65 R15 88H	5.5	5.0 - 6.5	3.5	51	560	1235	189	7.4	621	24.4	7.7	9.7	284	1894	C	B	B	70	-
	175/65 R14 82H	5.0	5.0 - 6.0	3.5	51	475	1047	177	7.0	584	23.0	7.7	9.7	267	1781	D	B	B	70	-

XL : Extra Load



Harmony Performance

ECSTA HS51



English

- Maximum comfort combined with the highest safety
- Improved braking performance
- Excellent traction on wet & dry roads
- High mileage and even wear



Deutsch

- Maximaler Komfort gepaart mit höchster Sicherheit
- Verbesserte Bremsleistung
- Exzellente Traktion sowohl auf nasser als auch auf trockener Fahrbahn
- Hohe Laufleistung mit ebenmäßiger Abnutzung



Français

- "Confort maximum allié à la plus grande sécurité"
- Performances freinage améliorées
- Excellente traction sur route sèche comme sur route mouillée
- Très bonne longévité



Português

- Máximo conforto combinado com a mais alta segurança
- Melhorado o desempenho em frenagens
- Excelente tração em pavimentos secos e molhados
- Maior quilometragem e durabilidade



Español

- Máximo confort combinado con la más alta seguridad
- Mejoradas prestaciones de frenada
- Excelente tracción en superficies mojadas y secas
- Alto kilometraje y desgaste uniforme



Русский

- Шина с хорошим балансом характеристик, обеспечивающим максимальный комфорт и безопасность
- Улучшенные тормозные характеристики
- Превосходное сцепление на мокром и сухом покрытии
- Повышенная долговечность и равномерный износ протектора



Award & Test Results



ACE (2015.02)
: Recommendable



Auto Express (2017.07)
: Ranking 4



ADAC (2018.02)
: Satisfactory



AutoBild (2021.03)
: Ranking 1

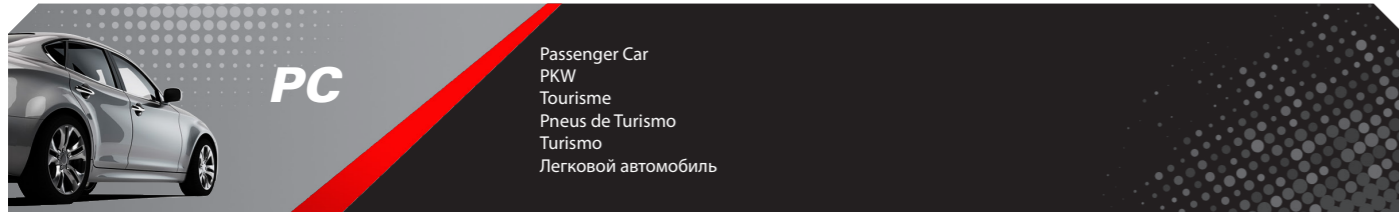


ADAC (2021.03)
: Ranking 4

HS51

Rim	Tyre Size	Measuring Rim Width	Approved Rim Width	Max. Air Pressure	Max. Load	Section Width	Overall Diameter		Tread Depth	Static Loaded Radius	Rolling Circumference	EU Labeling			Rim Protector		
							mm	inch				RR	Wet Grip	Noise(dB)			
Black Sidewall																	
18"	235/45 ZR18 XL 98W	8.0	7.5 - 9.0	3.4	50	750 1653 236	9.3	669 26.3	8.0	10.1	311	2041	C	B	B	71	o
17"	245/45 ZR17 95W	8.0	7.5 - 9.0	3.5	51	690 1521 243	9.6	652 25.7	8.0	10.1	302	1989	D	B	B	69	o
	235/45 ZR17 XL 97W	8.0	7.5 - 9.0	3.4	50	730 1609 236	9.3	644 25.4	8.0	10.1	299	1964	D	B	A	69	o
	235/55 ZR17 XL 103W	7.5	6.5 - 8.5	3.4	50	875 1929 245	9.6	690 27.2	8.0	10.1	317	2105	C	B	A	69	o
	235/65 R17 104V	7.0	6.5 - 8.5	3.0	44	900 1984 240	9.4	738 29.1	8.0	10.1	335	2251	C	B	B	71	o
	225/45 ZR17 XL 94W	7.5	7.0 - 8.5	3.4	50	670 1477 225	8.9	634 25.0	8.0	10.1	295	1934	D	B	A	69	o
	225/45 ZR17 91W	7.5	7.0 - 8.5	3.5	51	615 1356 225	8.9	634 25.0	8.0	10.1	295	1934	D	B	B	69	o
	225/50 ZR17 XL 98W	7.0	6.0 - 8.0	3.4	50	750 1653 233	9.2	658 25.9	8.0	10.1	304	2007	D	B	A	69	o
	225/50 ZR17 94W	7.0	6.0 - 8.0	3.5	51	670 1477 233	9.2	658 25.9	8.8	11.1	304	2007	D	B	B	70	o
	225/55 ZR17 XL 101W	7.0	6.0 - 8.0	3.4	50	825 1819 233	9.2	680 26.8	8.0	10.1	313	2074	C	B	A	69	o
	215/40 ZR17 XL 87W	7.5	7.0 - 8.5	3.4	50	545 1201 218	8.6	604 23.8	8.0	10.1	283	1842	D	B	B	69	o
	215/45 ZR17 XL 91W	7.0	7.0 - 8.0	3.4	50	615 1356 213	8.4	626 24.6	8.0	10.1	292	1909	C	B	A	69	o
	215/50 ZR17 XL 95W	7.0	6.0 - 7.5	3.4	50	690 1521 226	8.9	648 25.5	8.0	10.1	300	1976	D	B	A	69	o
215/50 ZR17 91W	7.0	6.0 - 7.5	3.5	51	615 1356 226	8.9	648 25.5	8.0	10.1	300	1976	D	B	B	71	o	
215/55 ZR17 94W	7.0	6.0 - 7.5	3.5	51	670 1477 226	8.9	668 26.3	8.0	10.1	308	2037	C	B	B	69	o	
205/40 ZR17 XL 84W	7.5	7.0 - 8.0	3.4	50	500 1102 212	8.3	596 23.5	8.0	10.1	280	1818	D	B	B	69	o	
205/45 ZR17 XL 88W	7.0	6.5 - 7.5	3.4	50	560 1235 206	8.1	616 24.3	8.0	10.1	288	1879	D	B	B	71	o	
205/50 ZR17 XL 93W	6.5	5.5 - 7.5	3.4	50	650 1433 214	8.4	638 25.1	8.0	10.1	296	1946	C	B	A	69	o	
205/55 R17 XL 95V	6.5	5.5 - 7.5	3.4	50	690 1521 214	8.4	658 25.9	8.0	10.1	304	2007	D	B	B	70	o	
205/55 R17 91V	6.5	5.5 - 7.5	3.5	51	615 1356 214	8.4	658 25.9	8.0	10.1	304	2007	C	B	B	71	o	
16"	235/60 R16 XL 104V	7.0	6.5 - 8.5	3.4	50	900 1984 240	9.4	688 27.1	7.8	9.8	313	2098	C	B	B	71	o
	225/50 ZR16 92W	7.0	6.0 - 8.0	3.5	51	630 1389 233	9.2	632 24.9	8.0	10.1	291	1928	C	B	B	69	o
	225/50 R16 92V	7.0	6.0 - 8.0	3.5	51	630 1389 233	9.2	632 24.9	8.0	10.1	291	1928	C	B	B	69	o
	225/55 ZR16 XL 99W	7.0	6.0 - 8.0	3.4	50	775 1709 233	9.2	654 25.7	8.0	10.1	300	1995	C	B	A	69	o
	225/55 ZR16 95W	7.0	6.0 - 8.0	3.5	51	690 1521 233	9.2	654 25.7	8.0	10.1	300	1995	C	B	B	69	o
	225/60 ZR16 98W	6.5	6.0 - 8.0	3.5	51	750 1653 228	9.0	676 26.6	7.8	9.8	308	2062	C	B	B	71	o
	215/40 ZR16 XL 86W	7.5	7.0 - 8.5	3.4	50	530 1168 218	8.6	578 22.8	8.0	10.1	270	1763	D	B	A	69	o
	215/45 R16 XL 90V	7.0	7.0 - 8.0	3.4	50	600 1323 213	8.4	600 23.6	8.0	10.1	279	1830	D	B	B	71	o
	215/55 ZR16 XL 97W	7.0	6.0 - 7.5	3.4	50	730 1609 226	8.9	642 25.3	8.0	10.1	295	1958	C	B	A	69	o
	215/55 ZR16 93W	7.0	6.0 - 7.5	3.5	51	650 1433 226	8.9	642 25.3	8.0	10.1	295	1958	D	B	B	70	o
	215/55 R16 93V	7.0	6.0 - 7.5	3.5	51	650 1433 226	8.9	642 25.3	8.0	10.1	295	1958	D	B	B	69	o
	215/60 ZR16 XL 99W	6.5	6.0 - 7.5	3.4	50	775 1709 221	8.7	664 26.1	7.8	9.8	304	2025	C	B	B	71	o
205/45 ZR16 XL 87W	7.0	6.5 - 7.5	3.4	50	545 1201 206	8.1	590 23.2	8.0	10.1	275	1800	D	B	B	71	o	
205/50 ZR16 87W	6.5	5.5 - 7.5	3.5	51	545 1201 214	8.4	612 24.1	8.0	10.1	283	1867	C	B	B	69	o	
205/50 R16 87V	6.5	5.5 - 7.5	3.5	51	545 1201 214	8.4	612 24.1	8.0	10.1	283	1867	C	B	B	69	o	
205/55 ZR16 XL 94W	6.5	5.5 - 7.5	3.4	50	670 1477 214	8.4	632 24.9	8.0	10.1	291	1928	C	B	A	69	o	
205/55 ZR16 91W	6.5	5.5 - 7.5	3.5	51	615 1356 214	8.4	632 24.9	8.0	10.1	291	1928	D	B	B	70	o	
205/55 R16 XL 94V	6.5	5.5 - 7.5	3.4	50	670 1477 214	8.4	632 24.9	8.0	10.1	291	1928	C	B	A	69	o	
205/55 R16 91V	6.5	5.5 - 7.5	3.5	51	615 1356 214	8.4	632 24.9	8.0	10.1	291	1928	C	B	B	69	o	
195/45 R16 XL 84V	6.5	6.0 - 7.5	3.4	50	500 1102 195	7.7	582 22.9	8.0	10.1	272	1775	D	B	A	69	o	
195/45 R16 80V	6.5	6.0 - 7.5	3.5	51	450 992 195	7.7	582 22.9	8.0	10.1	272	1775	D	B	B	69	o	
195/50 ZR16 84W	6.0	5.5 - 7.0	3.5	51	500 1102 201	7.9	602 23.7	8.0	10.1	280	1836	D	B	B	69	o	
195/50 R16 XL 88V	6.0	5.5 - 7.0	3.4	50	560 1235 201	7.9	602 23.7	8.0	10.1	280	1836	C	B	A	69	o	
195/55 ZR16 87W	6.0	5.5 - 7.0	3.5	51	545 1201 201	7.9	620 24.4	8.0	10.1	287	1891	D	B	B	69	o	

XL : Extra Load



Harmony Performance

ECSTA HS51



English

- Maximum comfort combined with the highest safety
- Improved braking performance
- Excellent traction on wet & dry roads
- High mileage and even wear



Deutsch

- Maximaler Komfort gepaart mit höchster Sicherheit
- Verbesserte Bremsleistung
- Exzellente Traktion sowohl auf nasser als auch auf trockener Fahrbahn
- Hohe Laufleistung mit ebenmäßiger Abnutzung



Français

- "Confort maximum allié à la plus grande sécurité"
- Performances freinage améliorées
- Excellente traction sur route sèche comme sur route mouillée
- Très bonne longévité



Português

- Máximo conforto combinado com a mais alta segurança
- Melhorado o desempenho em frenagens
- Excelente tração em pavimentos secos e molhados
- Maior quilometragem e durabilidade



Español

- Máximo confort combinado con la más alta seguridad
- Mejoradas prestaciones de frenada
- Excelente tracción en superficies mojadas y secas
- Alto kilometraje y desgaste uniforme



Русский

- Шина с хорошим балансом характеристик, обеспечивающим максимальный комфорт и безопасность
- Улучшенные тормозные характеристики
- Превосходное сцепление на мокром и сухом покрытии
- Повышенная долговечность и равномерный износ протектора



Award & Test Results

product design award

red dot

ADAC DESIGN AWARD & COMPETITION

ACE TEST
empfehlenswert

ACE (2015.02)
: Recommendable

Auto Express (2017.07)
: Ranking 4

ADAC (2018.02)
: Satisfactory

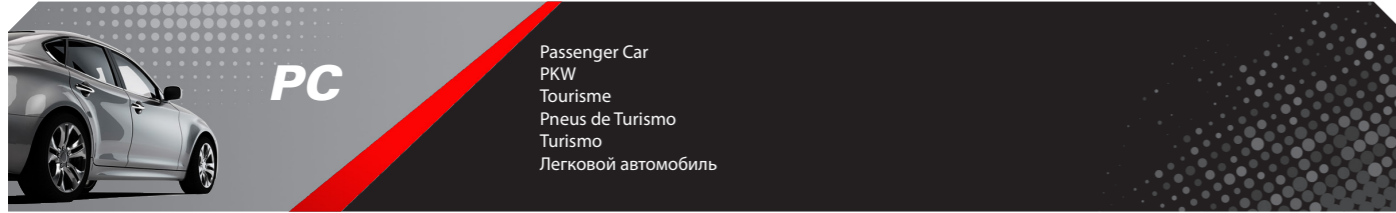
AutoBild (2021.03)
: Ranking 1

ADAC (2021.03)
: Ranking 4

HS51

Rim	Tyre Size	Measuring Rim Width	Approved Rim Width	Max. Air Pressure	Max. Load	Section Width		Overall Diameter		Tread Depth	Static Loaded Radius	Rolling Circumference	EU Labeling			Rim Protector					
						mm	inch	mm	inch				mm	mm	RR		Wet Grip	Noise(dB)			
Black Sidewall																					
16"	195/55 R16	87V	6.0	5.5 - 7.0	3.5	51	545	1201	201	7.9	620	24.4	8.0	10.1	287	1891	D	B	B	69	o
	185/50 R16	81V	6.0	5.0 - 6.5	3.5	51	462	1019	194	7.6	592	23.3	8.0	10.1	276	1806	D	B	B	68	o
	185/55 R16	83V	6.0	5.0 - 6.5	3.5	51	487	1074	194	7.6	610	24.0	8.0	10.1	283	1861	D	D	B	68	o
15"	225/60 ZR15	96W	6.5	6.0 - 8.0	3.5	51	710	1565	228	9.0	651	25.6	7.8	9.8	296	1986	D	B	B	71	o
	205/50 R15	86V	6.5	5.5 - 7.5	3.5	51	530	1168	214	8.4	587	23.1	8.0	10.1	271	1790	D	B	B	71	o
	205/55 R15	88V	6.5	5.5 - 7.5	3.5	51	560	1235	214	8.4	607	23.9	8.0	10.1	279	1851	D	B	B	71	o
	205/60 R15	91V	6.0	5.5 - 7.5	3.5	51	615	1356	209	8.2	627	24.7	8.0	10.1	286	1912	D	B	B	71	o
	205/65 R15	94V	6.0	5.5 - 7.5	3.5	51	670	1477	209	8.2	647	25.5	8.0	10.1	294	1973	C	B	B	71	o
	195/45 R15	78V	6.5	6.0 - 7.5	3.5	51	425	937	195	7.7	557	21.9	8.0	10.1	259	1699	D	B	B	69	o
14"	195/50 R15	82V	6.0	5.5 - 7.0	3.5	51	475	1047	201	7.9	577	22.7	8.0	10.1	267	1760	D	B	B	69	o
	195/55 R15	85V	6.0	5.5 - 7.0	3.5	51	515	1135	201	7.9	595	23.4	8.0	10.1	274	1815	C	B	B	69	o
	195/65 R15	91V	6.0	5.5 - 7.0	3.5	51	615	1356	201	7.9	635	25.0	8.0	10.1	290	1937	C	B	B	69	o
	185/55 R15	82V	6.0	5.0 - 6.5	3.5	51	475	1047	194	7.6	585	23.0	8.0	10.1	270	1784	D	B	B	69	o
14"	205/60 R14	88H	6.0	5.5 - 7.5	3.5	51	560	1235	209	8.2	602	23.7	8.0	10.1	274	1836	D	C	B	69	o
	205/65 R14	91V	6.0	5.5 - 7.5	3.5	51	615	1356	209	8.2	622	24.5	8.0	10.1	282	1897	D	C	B	69	o
14"	165/55 R14 XL	76V	5.0	4.5 - 6.0	3.4	50	400	882	170	6.7	538	21.2	7.3	9.2	249	1641	D	C	B	69	o

XL : Extra Load



High Performance

ecOWING ES31



English

- Developed to reduce fuel consumption and preserve the environment by using high technology materials and compounds
- Secure handling and traction performance
- Improved wet grip and mileage
- For small, compact and medium size cars



Deutsch

- Reduzierter Benzinverbrauch, rollwiderstandsoptimiert und umweltfreundlich durch den Einsatz neuester und hochmoderner Technologien und Mischungen
- Komfortables Handling und ausgezeichneter Grip
- Verbesserte Nasshaftung und Laufleistung
- Für Kleinwagen sowie Fahrzeuge der Kompakt- und Mittelklasse



Français

- Economie de carburant et protection de l'environnement
- Confort de conduite et performance de traction
- Adhérence au sol mouillé et de longévité
- Adapté aux citadines et compactes



Português

- Desenvolvido para reduzir o consumo e preservar o meio ambiente com a utilização de alta tecnologia de materiais e compostos
- Condução confortável e desempenho em tração
- Melhorada aderência em pisos molhado e quilometragem
- Especial para veículo pequenos, compactos e médios



Español

- Desarrollado con materiales y compuestos de avanzada tecnología para conseguir el ahorro en el consumo de combustible y preservación del medio ambiente
- Respuesta a la manejabilidad y tracción confortables
- Prestaciones en mojado y kilometraje mejorados
- Adecuado para vehículos urbanos pequeños, compactos y de gama media



Русский

- Разработано для снижения расхода топлива и сохранения окружающей среды посредством использования высокотехнологичных материалов и смесей
- Комфортное сцепление и управляемость
- Улучшенное сцепление на мокром покрытии и износостойкость
- Для автомобилей А-класса, компактных автомобилей и автомобилей гольф-класса



ES31

Rim	Tyre Size	Measuring Rim Width	Approved Rim Width	Max. Air Pressure		Max. Load		Section Width		Overall Diameter		Tread Depth		Static Loaded Radius	Rolling Circumference	EU Labeling			Rim Protector	
				bar	psi	kg	lbs	mm	inch	mm	inch	mm	x/32"			mm	mm	RR		Wet Grip
Black Sidewall																				
17"	225/45 ZR17 91W	7.5	7.0 - 8.5	3.5	51	615	1356	225	8.9	634	25.0	7.8	9.8	295	1934	C	C	B	70	○
	225/50 ZR17 XL 98W	7.0	6.0 - 8.0	3.4	50	750	1653	233	9.2	658	25.9	7.8	9.8	304	2007	B	C	B	70	○
	225/55 ZR17 XL 101W	7.0	6.0 - 8.0	3.4	50	825	1819	233	9.2	680	26.8	7.8	9.8	313	2074	B	C	B	70	-
	205/50 ZR17 XL 93W	6.5	5.5 - 7.5	3.4	50	650	1433	214	8.4	638	25.1	7.8	9.8	296	1946	B	C	B	70	-
	205/55 ZR17 91W	6.5	5.5 - 7.5	3.5	51	615	1356	214	8.4	658	25.9	7.8	9.8	304	2007	B	C	B	70	-
16"	215/60 R16 XL 99V	6.5	6.0 - 7.5	3.5	51	690	1521	221	8.7	664	26.1	7.6	9.6	304	2025	B	B	B	70	-
	215/60 R16 95V	6.5	6.0 - 7.5	3.4	50	775	1709	221	8.7	664	26.1	7.6	9.6	304	2025	B	B	B	70	-
	215/65 R16 98H	6.5	6.0 - 7.5	3.5	51	750	1653	221	8.7	686	27.0	7.6	9.6	312	2092	C	C	B	70	-
	205/55 R16 XL 94V	6.5	5.5 - 7.5	3.5	51	615	1356	214	8.4	632	24.9	7.8	9.8	291	1928	B	B	B	70	-
	205/55 R16 91V	6.5	5.5 - 7.5	3.4	50	670	1477	214	8.4	632	24.9	7.8	9.8	291	1928	B	B	B	70	-
	205/55 R16 XL 94H	6.5	5.5 - 7.5	3.5	51	615	1356	214	8.4	632	24.9	7.8	9.8	291	1928	B	B	B	70	-
	205/55 R16 91H	6.5	5.5 - 7.5	3.4	50	670	1477	214	8.4	632	24.9	7.8	9.8	291	1928	B	B	B	70	-
	205/60 R16 92H	6.0	5.5 - 7.5	3.5	51	630	1389	209	8.2	652	25.7	7.6	9.6	299	1989	B	C	B	70	-
	195/60 R16 89H	6.0	5.5 - 7.0	3.5	51	580	1279	201	7.9	640	25.2	7.6	9.6	294	1952	B	C	B	70	-
	185/60 R16 86H	5.5	5.0 - 6.5	3.5	51	530	1168	189	7.4	628	24.7	7.6	9.6	290	1915	C	B	B	70	-
15"	215/65 R15 96H	6.5	6.0 - 7.5	3.5	51	710	1565	224	8.8	661	26.0	7.6	9.6	300	2016	C	B	B	70	-
	195/60 R15 88V	6.0	5.5 - 7.0	3.5	51	560	1235	201	7.9	615	24.2	7.6	9.6	282	1876	B	B	B	70	-
	195/60 R15 88H	6.0	5.5 - 7.0	3.5	51	560	1235	201	7.9	615	24.2	7.6	9.6	282	1876	B	B	B	70	-
	195/65 R15 91V	6.0	5.5 - 7.0	3.5	51	615	1356	201	7.9	635	25.0	7.6	9.6	290	1937	B	B	B	70	-
	195/65 R15 91H	6.0	5.5 - 7.0	3.5	51	615	1356	201	7.9	635	25.0	7.8	9.8	290	1937	B	B	B	70	-
	195/65 R15 XL 95T	6.0	5.5 - 7.0	3.4	50	690	1521	201	7.9	635	25.0	7.6	9.6	290	1937	B	B	B	70	-
	195/65 R15 91T	6.0	5.5 - 7.0	3.5	51	615	1356	201	7.9	635	25.0	7.6	9.6	290	1937	B	B	B	70	-
	185/60 R15 XL 88H	5.5	5.0 - 6.5	3.4	50	560	1235	189	7.4	603	23.7	7.6	9.6	277	1839	B	B	B	70	-
	185/60 R15 84H	5.5	5.0 - 6.5	3.5	51	500	1102	189	7.4	603	23.7	7.6	9.6	277	1839	C	B	B	70	-
	185/60 R15 XL 88T	5.5	5.0 - 6.5	3.4	50	560	1235	189	7.4	603	23.7	7.3	9.2	277	1839	B	B	B	70	-
	185/60 R15 84T	5.5	5.0 - 6.5	3.5	51	500	1102	189	7.4	603	23.7	7.6	9.6	277	1839	C	B	B	70	-
	185/65 R15 88H	5.5	5.0 - 6.5	3.5	51	560	1235	189	7.4	621	24.4	7.6	9.6	284	1894	C	B	B	70	-
	185/65 R15 XL 92T	5.5	5.0 - 6.5	3.4	50	630	1389	189	7.4	621	24.4	7.6	9.6	284	1894	C	B	B	70	-
185/65 R15 88T	5.5	5.0 - 6.5	3.5	51	560	1235	189	7.4	621	24.4	7.6	9.6	284	1894	C	B	B	70	-	
175/50 R15 75H	5.5	5.0 - 6.0	3.5	51	387	853	182	7.2	557	21.9	7.6	9.6	259	1699	C	B	B	70	-	
175/60 R15 81H	5.0	5.0 - 6.0	7.0	51	462	1019	177	7.0	591	23.3	7.3	9.2	272	1803	C	B	B	70	-	
175/65 R15 84H	5.0	5.0 - 6.0	3.5	51	500	1102	177	7.0	609	24.0	7.3	9.2	279	1858	C	C	B	70	-	
175/65 R15 84T	5.0	5.0 - 6.0	3.5	51	500	1102	177	7.0	609	24.0	7.3	9.2	279	1858	C	C	B	70	-	
165/65 R15 81H	5.0	4.5 - 6.0	3.5	51	462	1019	170	6.7	595	23.4	7.3	9.2	274	1815	B	C	B	70	-	
165/65 R15 81T	5.0	4.5 - 6.0	3.5	51	462	1019	170	6.7	595	23.4	7.3	9.2	274	1815	B	C	B	70	-	
14"	185/60 R14 82H	5.5	5.0 - 6.5	3.5	51	475	1047	189	7.4	578	22.8	7.3	9.2	265	1763	B	B	B	70	-
	185/60 R14 82T	5.5	5.0 - 6.5	3.5	51	475	1047	189	7.4	578	22.8	7.3	9.2	265	1763	B	B	B	70	-
	185/65 R14 86H	5.5	5.0 - 6.5	3.5	51	530	1168	189	7.4	596	23.5	7.3	9.2	272	1818	B	B	B	70	-
	185/65 R14 86T	5.5	5.0 - 6.5	3.5	51	530	1168	189	7.4	596	23.5	7.3	9.2	272	1818	B	B	B	70	-
	185/70 R14 88T	5.5	4.5 - 6.0	3.5	51	560	1235	189	7.4	616	24.3	7.3	9.2	279	1879	B	B	B	70	-
	175/65 R14 XL 86T	5.0	5.0 - 6.0	3.5	51	475	1047	177	7.0	584	23.0	7.3	9.2	267	1781	C	B	B	70	-
	175/70 R14 XL 88T	5.0	4.5 - 6.0	3.5	51	500	1102	177	7.0	602	23.7	7.3	9.2	274	1836	B	B	B	70	-
	175/70 R14 84T	5.0	4.5 - 6.0	3.4	50	560	1235	177	7.0	602	23.7	7.3	9.2	274	1836	C	B	B	70	-
	175/80 R14 88T	5.0	4.5 - 6.0	3.5	51	560	1235	177	7.0	636	25.0	7.3	9.2	287	1940	C	B	B	70	-
	165/60 R14 75H	5.0	4.5 - 6.0	3.5	51	387	853	170	6.7	554	21.8	7.3	9.2	255	1690	C	C	B	70	-
	165/65 R14 79T	5.0	4.5 - 6.0	3.5	51	437	963	170	6.7	570	22.4	7.3	9.2	261	1739	C	C	B	70	-
165/70 R14 XL 85T	5.0	4.0 - 5.5	3.5	51	462	1019	170	6.7	588	23.1	7.3	9.2	268	1793	B	C	B	70	-	
165/70 R14 81T	5.0	4.0 - 5.5	3.4	50	515	1135	170	6.7	588	23.1	7.3	9.2	268	1793	C	C	B	70	-	
155/65 R14 75T	4.5	4.5 - 5.5	3.5	51	387	853	157	6.2	558	22.0	7.3	9.2	257	1702	C	C	B	70	-	
13"	155/65 R13 73T	4.5	4.5 - 5.5	3.5	51	365	805	157	6.2	532	20.9	7.1	8.9	244	1623	C	D	B	70	-
	145/80 R13 75T	4.0	3.5 - 5.0	3.5	51	387	853	145	5.7	562	22.1	7.1	8.9	256	1714	C	D	B	70	-

XL : Extra Load