

---

# MOTORCYCLE TYRE RANGE

2020

---

# DISCOVER

BRIDGESTONE MODELS

**BRIDGESTONE**



# TABLE OF CONTENTS

<b>BRIDGESTONE IN FIGURES</b> .....	<b>6</b>
<b>KEY</b> .....	<b>7</b>
■ BATTLECRUISE H50 .....	9
■ EXEDRA MAX .....	11
■ BATTLECRUISE A41 .....	13
■ BATTLECRUISE AX41 .....	15
■ BATTLECRUISE SCRAMBLER AX41S .....	17
■ BATTLECROSS X10 .....	19
■ BATTLECROSS X20 .....	21
■ BATTLECROSS X30, X40 .....	23
■ BATTLECROSS E50 .....	25
■ BATTLECROSS E50 EXTREME .....	27
■ BATTLESCOOTER SC2 .....	29
■ BATTLESCOOTER SC2 RAIN .....	31
■ BATTLESCOOTER SC .....	33

■ BATTLECRUISE H50 .....	35
■ EXEDRA MAX .....	37
■ BATTLECRUISE A41 .....	39
■ BATTLECRUISE AX41 .....	41
■ BATTLECRUISE SCRAMBLER AX41S .....	43
■ BATTLECROSS X10 .....	45
■ BATTLECROSS X20 .....	47
■ BATTLECROSS X30, X40 .....	49
■ BATTLECROSS E50 .....	51
■ BATTLECROSS E50 EXTREME .....	53
■ BATTLESCOOTER SC2 .....	55
■ BATTLESCOOTER SC2 RAIN .....	57
■ BATTLESCOOTER SC .....	59
<b>SIZE CHARTS</b> .....	<b>60</b>

# TYRES FOR SINGLE-TRACK VEHICLES

	RACING	SPORT	TOURING
1000 cm <sup>3</sup>	<b>BATLAX RACING V02</b> <b>BATLAX RACING R11</b>	<b>New</b> <b>BATLAX RACING STREET RS11</b> <b>BATLAX HYPERSPORT S22</b>	<b>BATLAX T31</b> SPORT TOURING
600 cm <sup>3</sup>	<b>BATLAX RACING W01</b> <b>New</b> <b>BATLAX CLASSIC RACING CR11</b>	<b>BATLAX RACING STREET RS10</b> <b>BATLAX HYPERSPORT S21</b>	<b>BATLAX T30 EVO</b> SPORT TOURING <b>New</b> <b>BATLAX BT46</b>
400 cm <sup>3</sup>		<b>BATLAX BT-016 PRO</b> HYPERSPORT	<b>BATLAX BT-023</b> SPORT TOURING
250 cm <sup>3</sup>			

CUSTOM	ADVENTURE	MOTOCROSS	SCOOTERS
<p><b>BATTLECRUISE H50</b></p> <p><b>EXEDRA MAX</b></p>	<p><b>BATTLAX ADVENTURE A41</b></p> <p><b>BATTLAX ADVENTURECROSS AX41</b></p> <p><b>BATTLAX ADVENTURECROSS SCRAMBLER AX41S</b></p>	<p><b>BATTLECROSS X10 X20 X30 X40</b></p> <p><b>BATTLECROSS E50</b></p> <p><b>New</b></p> <p><b>BATTLECROSS E50 EXTREME</b></p>	<p><b>BATTLAX SCOOTER SC2</b></p> <p><b>BATTLAX SCOOTER SC2 Rain</b></p> <p><b>BATTLAX SC</b></p>

# BRIDGESTONE IN FIGURES

## NO.1 AMONG GLOBAL PRODUCERS OF TIRES AND RUBBER PRODUCTS



**169** factories  
and research centers



presence  
in **150** countries



**143 000**  
employees

## LEADER OF MOBILE SOLUTIONS IN EUROPE

Fleet management systems



## OUR PRODUCTS



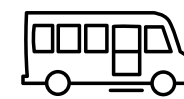
**Passenger** tyres



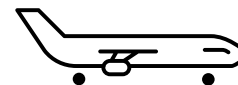
**Motorcycle** tyres



**Agricultural** tyres



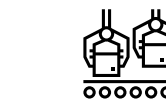
**Truck & bus** tyres



**Aircraft** tyres



**Off the road** tyres



**Industrial** products

# KEY

## Features



### Good for wet surface

Due to special grooves, a tyre evacuates the water effectively and prevents a hydroplaning effect. That is why a tyre does not lose the grip and a driver does not lose the control of the vehicle.



### Comfort

Thanks to a special tyre design, noise and shock while riding is minimized even at high speeds. As a result, a driver may enjoy a pleasant and comfortable ride.



### Traction

Special features such as tyre belt or layout of tread blocks increase the tyre's contact patch, which increases vehicle's road traction and safety.



### Confident riding

Confidence on the road is one of the main factors in improving comfort while riding. This is particularly important while riding on a wet road or in difficult conditions.



### Confident riding

Confidence on the road is one of the main factors in improving comfort while riding. This is particularly important while riding on a wet road or in difficult conditions.

## Technology



### 5LC Construction

Five Layer Compound offers excellent grip in every driving mode. The middle part of the tread is the hardest, which ensures outstanding stability. At the edges, the tread is made of additional two types of compound, giving stronger lateral grip and contact with the surface even on extreme corners.



### 3LC Construction

Advanced three-layer compound. A two-component mixture is hard in the middle of the tread and ensures wear resistance high-stiffness and bead fillers for optimum damping and stability. On the edges of the tire the mixture is soft and sticky, which gives maximum grip on curves, even at maximum deflection.



### GP - Belt

GP-BELT technology, borrowed from Moto GP TM, is implemented to reduce tire deformation. This technology ensure optimal tire pressure contact with the surface. The GP belt optimizes the homogeneity of the contact patch behavior.



### (V)MS-Belt

(Variable pitch) Mono-Spiral Belt construction together with the revised casing construction is using one uninterrupted belt with a single spiral wrapping the circumference of the tire which eliminates the overlapping of the belt, seams and welds occurring in traditional designs of the Multi-cross belt. This construction ensures contact with the surface, high speed stability, enhances the precision and improves the total handling behavior.



### Ultimate Eye

Ultimate EYE (U-EYE) is the newly developed indoor testing facility by Bridgestone Research and Development group. U-EYE allows visualization of the contact behavior of a tyre under various speeds and conditions. U-EYE analysis helps to find the best solutions regarding the optimum combination of compound, tread design, construction and tyre profile.



### Asymmetric Pattern

Molding the blocks left-right asymmetric on an optimal place to provide progressive transition of grip at any camber angle. This construction increase stability and grip under braking and on the bends.



### Castle Block Construction

This technology is molding a convex block in the normal block. It was applied on to Battlecross X30 and X40 rear tires. Castle Block increase grip when changing surface due to optimized "edge effect" and acceleration and cornering performances effective on slippery surfaces.



### Cooling Fin

The Cooling Fin technology has been modified in order to maintain consistent performance of Motocross tyres by controlling the temperature. It provides less heat generation, consistent performance over the tyre life and the race performances.

RACING



**BATLAX  
RACING  
V02**



# WITH THIS TYRE YOU'LL WIN

EVERY RACE

Fast lap times and stability even through sharp bends, these are the features desired by all the users of racing cars.

■ **Traction**

A special belt optimizes tyre's contact patch and provides great traction with regard to the entire temperature range.

■ **Innovative compound**

New, softer compound improves traction and lengthens tyre operation.

■ **MS-Belt construction**

Mono spiral belt improves stability during the race and the entire tyre life.



RACING



**BATLAX**  
**RACING**  
**W01**

# RIDING IN THE RAIN IS NO LONGER

## A N I S S U E

**BATTLAX RACING W01** improves safety and confidence in any conditions. Thanks to the stability provided by the tyre, lap times improve, and satisfaction increases. Record scores are at your fingertips.

### ■ Confident riding

Innovative compound used in the MotoGP™ along with a new structure improves confident riding.

### ■ Traction

Improved traction even in difficult conditions due to a 5% increase of contact patch.\*

### ■ Performance

Optimal stability on wet roads due to the grooves that run in the same direction as the water flow.

### ■ Greater choice

A new size of a rear tyre, improvement from 180/640R17 to 190/650R17.

\*In relation to E08 tyre.



WATER FLOW

RACING

**BATLAX**  
**RACING**  
**R11**

# ADRENALIN AND MAXIMUM TRACTION

DURING SPORT RIDING

**BATTLEAX RACING R11** combines racing technology and functions improving performance and safety. Improved cornering and braking grip will help you win every race.

## ■ Unmatched performance

Combination of racing technology tradition and new design properties.

## ■ Safe cornering

Innovative layout of grooves allows maximization of tread stiffness level while entering a corner.

## ■ VMS Belt construction

A new VMS Belt enables faster corner entry and provides better traction – improvement of the best lap time by 1.3%\*.

## ■ GP-Belt

New belt layer added to a standard version of MS BELT. Due to the enlarged tyre contact patch, it enables better traction while riding out of corners. Greater contact patch provides lower extend of a skid and better control.

\* In comparison to the Battlax Racing R10.



RACING



New

**BATLAX**  
CLASSIC RACING  
**CR11**

# A CHAMPION TIRE

## FOR RACING CLASSICS

**BATTLAX CLASSIC RACING CR11** is specially designed for classic motorcycle racing, including the Maxi Classic series. It is an authentic technological breakthrough in its class, drastically reducing lap times and giving you better control over the machine.

- **Based on Battlax R11**

Derives the best features from a fantastic racing tire for the most modern motorcycles.

- **Rapid warm-up**

Battlax CR11 has been designed in such a way as to achieve the right operating temperature extremely quickly - an important feature in races whose rules prohibit the use of heating blankets.

- **V-MS and MS BELT construction**

One of Bridgestone's flagship racing technologies has also found application in the CR11 - excellent handling on both straight and cornering is the key to racing success.

- **3LC technology**

The two-component, three-layer compound of the CR11 rear tire provides increased traction at strong motorcycle deflections and at the same time reduces tire wear when driving straight ahead.



REAR



ULTIMATE EYE

SPORT



New

**BATTLAX**  
RACING STREET  
**RS11**



# HIGH PERFORMANCE

## ON PUBLIC ROADS

BATTLAX RACING STREET RS11 is the latest Bridgestone tire entering the road from the track: a premium product that will improve your feel and response on a motorcycle.

- ### ■ The essence of sport in its civil edition

The RS11 is a road tire that is naturally closest to its racing prototype - R11. The latest track developments are entering public roads.

- ### ■ 3LC and 5LC

The front tire is equipped with a mixture in 3LC technology, and the rear 5LC - this very advanced combination allows for very aggressive cornering and reduced wear when driving straight.

- ### ■ V-MS and MS Belt construction

One continuous cord allows improved handling in all conditions - greater stability when accelerating, braking and on tight curves.

- ### ■ The latest generation compound

The RS11 tread is based on a new type of compound that is characterized by carbon nanoparticles with extremely uniform dispersion - this increases the contact surface with the ground, improving performance across the entire range of applications.



FRONT



REAR



ULTIMATE EYE



SPORT



**BATTLAX**  
RACING STREET  
**RS10**

# A TYRE DESIGNED

T O H A N D L E C O R N E R S

**BATTLAX RACING STREET RS10** deals with difficult corners smoothly thanks to extraordinary traction and stability. Peak performance on a dry road lets you explore new capabilities.

## ■ **Stability**

Advanced compound and tread pattern provide stability when braking and accelerating.

## ■ **Safety**

Three-dimensional patterned tyre enhances stiffness of tread blocks and parallel grooves evacuate water more effectively.

## ■ **Traction**

Traction

## ■ **Standard for the best**

Battlax Racing Street RS10 was chosen as standard equipment in many sport motorcycles.



SPORT



**BATTLAX**  
**HYPERSPORT**   
**S22**

# HYPERSPORT CHAMPION

Experience exceptional grip on the wet. Ride through corners with even greater speed. Allow yourself a higher level of comfort and safety. Feel the hyper-edge!

- **3LC construction**

The harder compound in the center of the tread increases braking reliability. The soft compound on the sides gives confidence in cornering.

- **5LC construction**

The stiffer central part of the tire provides long mileage, the softer side sections of the tread increase grip in turns.

- **Better handling on wet surfaces**

The improved tread pattern significantly improves water drainage, and the new rubber compound improves grip on wet surfaces.

- **Racing technology**

The general characteristics of the tire allow you to achieve even better track performance - up to 15% faster laps compared to Battlax S21.

- **Long mileage**

Despite the dramatically improved driving performance, Battlax Hypersport S22 still boasts the long runs of its predecessor (S21).



FRONT



REAR



ULTIMATE EYE



MSBELT



NANO PRO-TECH

SPORT



*BATLAX*  
*HYPERSPORT*   
**S21**

# FASTER, HARSHER, HYPER

Now you can handle even the most extreme cornering. New technologies and a proven solution of the MotoGP™ improve performance and safety even on a wet road.

- **3LC construction**

Improved tread stiffness, due to the 3LC construction, provides additional stability when braking and accelerating.

- **5LC construction**

Safe, fast cornering and even greater traction thanks to 5LC technology.

- **Sporting character**

Increased stability helps to reach higher speeds, maintain a sharper line and handle cornering faster.

- **New technology**

The first tyre manufactured with the use of innovative technology – Ultimate Eye.

- **Improved mileage**

Battlax Hypersport S21 tyre achieves a 36% higher mileage than the previous one – S20 EVO.



FRONT



REAR



ULTIMATE EYE

SPORT



**BATTALAX**  
**BT-016 PRO**  
**HYPERSPORT**



# EXCELLENT RIDING

## ON A WET SURFACE

The tyre is suitable for both, road and track. The following aspects such as contact sensing, general motorcycle control and maneuverability as well as noise level parameters were improved.

- **3LC construction**

MotoGPT™ 3LC technology improves tyre performance in any conditions.

- **Performance**

Better performance on a wet road thanks to improved stability and traction.\*

- **Versatility**

Thanks to three sizes, the Battlax Hypersport BT-016 PRO rear tyre is suitable for a number of motorcycles.

- **Endurance**

Longer life due to a compound enriched with silica.

\* In comparison to the Battlax Hypersport BT-016.



TOURING



**BATLAX**  
**T31**  
**SPORT TOURING**

# EXCELLENT TRACTION

## IN ANY CONDITIONS

The tyre combines touring features with a sporty look, which improves safety as well as performance. Contact sensing even on a wet road is high and it maintains confident riding in any conditions.

- 3LC construction**

Compound complexity and a 3LC construction provide contact sensing, traction and stability.

- Good for wet roads**

A tread pattern enables excellent water evacuation, providing traction on a wet road\*.

- Short braking distance**

Higher proportion of tread blocks influence block stiffness, which will provide a shorter braking distance.

- Sporting character**

Larger contact patch increases thrust.

\* 3% higher friction coefficient on a wet road and 3% faster lap time on a wet track in comparison to Battlax Sport Touring T30 EVO.



REAR

TOURING



*BATTLAX*  
**T30***EVO*  
*SPORT TOURING*

# COMBINATION OF THE BEST TOURING

## AND SPORT TYRE FEATURES

Allows to enjoy riding due to a constant level of performance on a dry and wet road. Sporting character places emphasis on traction and contact sensing in any conditions.

- **New tread**

Sipes were extended onto the central rib in order to improve water evacuation. Grooves curved in an outward direction increase tread stiffness.

- **Cornering traction**

Contact surface increases along with bending in order to improve traction during cornering.

- **3LC construction**

Due to the application of new compound and 3LC construction, riding stability and control on a dry and wet road is improved.



REAR

TOURING



*BATLAX*  
***BT-023***  
*SPORT TOURING*

# TOURING TYRE

WITH A SPORTY CHARACTER

The tyre is ideal for those who like to travel and look for a durable tyre. It combines performance and comfort of a touring ride with traction and steering response during sport riding.

- **Stability**

Advanced tyre pattern with deep grooves improves stability, increases mileage and extends contact patch.

- **Comfort**

Mono spiral belt absorbs noise and shocks enabling comfortable ride even at high speeds.

- **Versatility**

Wide range of sport and touring specifications allows adaptation to a number of the GT type heavy motorcycles and machines.

- **Superior lifespan**

Excellent mileage, high-quality construction and endurance contribute to a superb tyre operation over long periods.



TOURING



New

**BATTLAX**  
**BT46**



# TOURING CLASSIC

IN A MODERN EDITION

**BT46** is the successor to the well-known and respected BT45 tire. In the BT46 model, all key elements have been updated to increase driving pleasure and safety.

## ■ New tread


The inverted "V" shape significantly improves tire behavior especially on wet roads, reduces uneven wear and improves driving dynamics.

## ■ Modern compound

The mixture used in BT46 is a modern solution with improved dispersion of silica molecules - it significantly improves wet grip, increasing the level of safety.

## ■ Comfort and versatility

The design of BT46 tires has been developed to cover long distances in the most comfortable conditions possible. In addition, BT46 in some sizes can be used in combination with an inner tube - an important feature when mounting on selected spoked rims.



CUSTOM



**BATTLECRUISE**  
**H50**

# TYRE CREATED SPECIFICALLY

FOR AMERICAN V-TWIN

Maximum riding pleasure on a dry and wet road due to a smooth cornering and stability.

## ■ Reinforcement

Improved shock-absorption and vibration damping due to the increase of vertical stiffness in a front tyre.

## ■ Long lifespan and durability

Almost twice longer lifespan in comparison to the main competitor.\*

## ■ Easy operation

Thanks to a larger contact patch, cornering is much easier.\*\*

\* Mileage comparison: Vehicle: 1H-D Heritage Softail Classic – Place: US public road – Tyre size: 1Fr) 130/90B16M/C, Rr) 150/80B16M/C; Rim: 1Fr) MT3.00x16M/C, Rr) MT3.00x16M/C; Tyre pressure: 1Fr) 250kPa, Rr) 280kPa.

\*\* On average, 40% less operating power necessary to ride a track in relation to the main competitor; testing location: Bridgestone tyre testing area; Vehicle: H-D Heritage Softail Classic; Tyre size: Fr) 130/90B16M/C, Rr) 150/80B16M/C; Rim: Fr) MT3.00x16M/C, Rr) MT3.00x16M/C; Tyre pressure: Fr) 250kPa, Rr) 280kPa; Load: rider only; Measure: IMADA ZTA-PKI-500N.



CUSTOM



**EXEDRA  
MAX**

# THE MOST POPULAR TYRE

## FOR HEAVY AND LONG DISTANCE MOTORCYCLES

Due to the parameters, even the longest route will guarantee maximum riding pleasure. This tyre comprises all the best motorcycle technologies.

- **Upside down V letter**

Groove shaped in such a way reduces tread wear and increases traction.

- **Stability**

Optimized shape of a tyre crown influences stability during the straightforward ride and cornering.

- **Safety**

Groove in a central part facilitates water evacuation for a better stability on a wet road.

- **Choice options**

EXEDRA MAX is available in three types, radial, bias and belted.



ADVENTURE



**BATLAX**  
ADVENTURE  
**A41**

# SAFETY AND RELIABILITY

Tyre stiffness, excellent traction and water evacuation – all this will make every trip unforgettable.

## ■ 3LC construction

The highest possible performance on a dry and wet road thanks to the 3LC construction (lap on a wet road is 8% faster)\*.

## ■ Safety in any conditions

Innovative tread pattern and groove layout increase water evacuation and traction in difficult conditions.

## ■ Contact sensing

MS Belt and block stiffness improve contact sensing with the road and stability at a high speed and during cornering.

## ■ Long lifespan and reliability

Preservation of tested wearing degree of the previous one – A40\*\*.

\* In comparison to A40. Size: 120/70R19, Pressure: 250 kPa, Size: 170/60R17, Pressure: 290 kPa.

\*\* Tyre size: 110/80R19M/C, 150/70R17M/C, air pressure: front tyre 225 kPa, rear tyre 250 kPa.



ADVENTURE



**BATLAX**  
ADVENTURECROSS

**AX41**



# OFF-ROAD ON A HIGHER LEVEL

Aggressive tread will allow off-road adventure seekers ride miles of wilderness safely and confidently. The construction of the tire and the right rubber compound ensure comfortable driving also on the road.

## ■ A-IW technology

Anti-Irregular Wear is a technology that was used to design tread blocks in such a way as to eliminate their irregular wear, maintaining traction on a stable, high level.

## ■ Stiff carcass

The rigid construction of the tire allows better control over the heavy off-road motorcycle and supports reactivity in off-road conditions.

## ■ New compound

Developed specifically for off-road driving, the new rubber compound has been adapted to the needs of drivers spending most of their time on aggressive terrain.



ADVENTURE



**BATLAX**  
ADVENTURECROSS  
SCRAMBLER

**AX415**

# THE FINAL TOUCH

A unique tire for exceptional motorcycles. Designed for "cafe racer" and "scrambler" machines - stylish tread pattern and technical parameters adapted to this extraordinary segment.

## ■ Design

The "scrambler" and "cafe-racer" machines are a part of the lifestyle, and the new AX41S tire has been designed to perfectly complement the individual and original design of the motorcycle.

## ■ 3LC construction

The rear tire has a harder compound in the center of the tread - to ensure long mileage, and a soft compound in the shoulder area to increase grip in corners.

## ■ Safety

Based on many years of experience, gained both on racetracks as well as off-road and in city traffic, the AX41S tire gives motorcyclists a great sense of safety and comfort in everyday use.



REAR

MOTOCROSS



**BATTLECROSS**  
**X10**

# A NEW-GENERATION TYRE

F O R S O F T S U R F A C E S

Excellent traction on soft surfaces developed during race track sessions.

- **For soft surfaces**


Works well on sandy and muddy roads.

- **New tread pattern**

Blocks are not prone to deformation, which improves traction and facilitates self-cleaning of the tyre.

- **Skid control**

Changed layout of blocks gives a better control of a side skid.



SAND

MOTOCROSS



BATTLECROSS  
**X20**

# INIMITABLE TRACTION

Although the technology was developed on a track, this tyre will be ideal for beginners as well as for competitors of international events.

## ■ Versatility

A tyre was developed for different kinds of roads, from medium-hard to soft, even mud.

## ■ Traction

Layout of tread blocks improves traction, especially on a soft road. In order to feel more confident on the road, stiffness of the shoulders was increased.

## ■ Castle Block technology

Placing a raised tyre block onto a typical one improves traction despite the change of the road, even in the case of a slippery road.



GAVEL



MOTOCROSS



**BATTLECROSS**  
**X30 | X40**



# THANKS TO THESE TYRES YOU WILL

DIG INTO EVERY GROUND

Thanks to them, you will take every road without losing stability and traction. A tyre "digs into" the ground, improving maintenance of the trajectory.

## ■ Optimal construction of blocks

Asymmetrical formation of blocks provides stability while braking and cornering.

## ■ Castle Block technology

Placing a raised tyre block onto a typical one improves traction despite the change of the road, even in the case of a slippery road.

## ■ Cooling Fin

Thanks to this technology, the tyre generates less heat and its parameters are constant during the light operation and during races.



*X30*  
FOREST

*X40*  
ROCK



**BRIDGESTONE**

MOTOCROSS



**BATTLECROSS**  
**ESO**

# 100% ENDURO

Defeat all obstacles along the way. Boost your advantage.  
Win more competitions and reach for the most valuable trophies.

## ■ Traction

The improved tread design based on the "Castle block" technology ensures better traction on all types of terrain surfaces - rocks, gravel, dirt and wood.

## ■ Easy mounting

Tire problems will never stop you from finishing your competition. Thanks to the revised sidewall and foot structure, the E50 is easy to demount and fit back on.

## ■ Off-road and on-road

A natural environment for the Battlecross E50 are difficult enduro routes\*, however, thanks to road homogenisation, you can also use these tires on public roads.

\* The Bridgestone Battlecross E50 tire is approved by FIM (Fédération Internationale de Motocyclisme / International Motorcycle Federation) and fully road homologated allowing it to travel on public roads.



MOTOCROSS

New

BATTLECROSS  
**ES0**  
EXTREME

# GRIP ABOVE ALL

Extreme tire for extreme conditions. Extra grip exactly when you need it most.

## ■ Maximum grip

A properly modified compound is characterized by a diametrical increase in adhesion in virtually all terrain conditions - from 10% to 30% compared to the E50 model.

## ■ Control

The tread design based on "Castle Block & Bunker" technology allows you to feel the motorcycle better and control its behavior.

## ■ Versality

E50 Extreme is the evolution of the E50 model, and thus has a wide range of applications and exceptional versatility.



SCOOTERS



*BATLAX SCOOTER*  
**SC2**

# EVERYDAY RIDING

H A S N E V E R B E E N T H A T P L E A S A N T

Thanks to an improved endurance, in comparison to the predecessor – Battlax SC, longer trips will be even more pleasant, irrespective of destination. Sporty handling allows taking advantage of the full engine power, on a dry and wet road.

- **Tread pattern**

Ensures increased block stiffness and improved swaying characteristics.

- **MS-Belt construction**

Better precision and handling thanks to MSB.

- **3LC construction**

Improved wear and tear resistance, traction and corner entry.



REAR

SCOOTERS



**BATLAX SCOOTER**  
**SC2 Rain**



# EXPERT ON SAFE RIDING

## IN THE RAIN

These tyres will not be startled by any road conditions, which increases comfort during everyday operation and during longer trips. Better sipe ratio facilitates evacuation of large quantities of water.

- **Performance in any conditions**

Battlax Scooter SC2 Rain constitutes significant progress with regard to performance on a wet road.

- **Safety**

A tread pattern enables better water evacuation and improves traction on wet surfaces.

- **3LC construction**

Improved wear and tear resistance, traction and corner entry.



REAR

SCOOTERS



**BATTLAX**  
**SC**

# TO THE CITY, WITHOUT LIMITS

BATTLEAX SC guarantees confident handling and stability in any conditions. It combines an urban style with a sporty character.

## ■ Peak performance

Sporty tread pattern allows obtaining extraordinary traction and stability in order to meet the challenges of urban riding.

## ■ Sporty ride

Large contact patch maximizes traction, facilitating full braking and accelerating in any conditions.

## ■ Safety

Wide grooves improve riding and increase performance on a wet road.

## ■ Comfort

Special tread pattern reduces noise level for each type of ride, which facilitates efficient and comfortable ride.



# SIZE CHARTS

RACING TYRES			
Size	Code	Construction	Additional Info
<b>BATTLAX RACING V02</b>			
<b>17"</b>			
GP3			
90/580 R17 V02F SOF TL (GP3)	7196	Radial	Soft compound
90/580 R17 V02F MED TL (GP3)	7197	Radial	Medium compound
120/600 R17 V02R SOF TL (GP3)	7198	Radial	Soft compound
120/600 R17 V02R MED TL (GP3)	7199	Radial	Medium compound
SBK			
120/600 R17 V02F SOF TL (SBK)	7192	Radial	Soft compound
120/600 R17 V02F MED TL (SBK)	7193	Radial	Medium compound
120/600 R17 V02F VS0 TL VM SOFT	13889	Radial	Soft compound, V-MS BELT
120/600 R17 V02F VME TL VM MED	13890	Radial	Medium compound, V-MS BELT
200/655 R17 V02R TL 3LC X/S	19608	Radial	Super Soft compound <b>New 2020</b>
200/655 R17 V02R SOF NEW SPEC TL (SBK)	8432	Radial	Soft compound
200/655 R17 V02R MED TL (SBK)	7195	Radial	Medium compound
200/655 R17 V02R TL SOF-MED	16632	Radial	Soft-medium compound
<b>BATTLAX RACING W01</b>			
<b>17"</b>			
110/590 R17 W01F TL	9777	Radial	Wet surface
GP3			
90/580 R17 W01F YEK TL (GP3)	8435	Radial	Wet surface
120/595 R17 W01R YEK TL (GP3)	8436	Radial	Wet surface
140/620 R17 W01R TL	9799	Radial	Wet surface
165/630 R17 W01R TL	9778	Radial	Wet surface
SBK			
120/600 R17 W01F YEK TL (SBK)	8433	Radial	Wet surface
190/650 R17 W01R YEK TL (SBK)	8434	Radial	Wet surface
<b>BATTLAX RACING R11</b>			
<b>17"</b>			
110/70 R17 R11F 54H MED TL	10526	Radial	Soft compound
120/70 R17 R11F 58V TL SOFT	10527	Radial	Soft compound
120/70 R17 R11F 58V TL MED	10528	Radial	Medium compound
140/70 R17 R11R 66H MED TL	10529	Radial	Medium compound
150/60 R17 R11R 66H MED TL	10530	Radial	Medium compound
160/60 R17 R11R 69V TL MED	10531	Radial	Medium compound
180/55 R17 R11R 73V TL MED	10532	Radial	Medium compound
190/55 R17 R11R 75V SOF TL SOFT <sup>2</sup>	18591	Radial	Soft compound
190/55 R17 R11R 75V TL MED	10534	Radial	Medium compound
200/55 R17 R11R 78V SOF TL SOFT <sup>2</sup>	18590	Radial	Soft compound
200/55 R17 R11R 78V TL MED	10536	Radial	Medium compound

<sup>2</sup> Compound borrowed from Battlax Racing V02

BATTLAX CLASSIC RACING CR11			
<b>18"</b>			
110/80 R18 CR11F TL NHS <sup>5</sup>	17419	Radial	<b>New 2020</b>
150/65 R18 CR11R TL NHS <sup>5</sup>	17421	Radial	<b>New 2020</b>
<small><sup>5</sup>NHS - Net for Highway Service.</small>			
SPORT TYRES			
Size	Code	Construction	Additional Info
<b>BATTLAX RACING STREET RS11</b>			
<b>17"</b>			
120/70 ZR17 RS11F (58W) E TL GSXR 19 WAR	18351	Radial	GSXR 19 <b>New 2020</b>
120/70 ZR17 RS11F (58W) J TL H2 '19 WAR	18355	Radial	H2 '19 <b>New 2020</b>
120/70 ZR17 RS11F (58W) TL WAR	19641	Radial	<b>New 2020</b>
120/70 ZR17 RS11F (58W) TL CBR1K'20 WAR	21613	Radial	CBR1K'20 <b>New 2020</b>
120/70 ZR17 RS11F (58W) TL	17422	Radial	<b>New 2020</b>
190/55 ZR17 RS11R (75W) E TL GSXR 19 WAR	18352	Radial	GSXR 19 <b>New 2020</b>
190/55 ZR17 RS11R (75W) TL G WAR	19642	Radial	<b>New 2020</b>
190/55 ZR17 RS11R (75W) TL	17423	Radial	<b>New 2020</b>
200/55 ZR17 RS11R (78W) J TL H2 '19 WAR	18356	Radial	H2 '19 <b>New 2020</b>
200/55 ZR17 RS11R (78W) TL G WAR	19643	Radial	<b>New 2020</b>
200/55 ZR17 RS11R (78W) TL N CBR1K'20 WA	21641	Radial	CBR1K'20 <b>New 2020</b>
200/55 ZR17 RS11R (78W) TL	17424	Radial	<b>New 2020</b>
<b>BATTLAX RACING STREET RS10</b>			
<b>17"</b>			
110/70 R17 RS10F 54H TL	8438	Radial	
120/70 ZR17 RS10F 58W TL	7897	Radial	
120/70 ZR17 RS10F 58W TL E GSXR WAR	9341	Radial	GSXR
120/70 ZR17 RS10F 58W TL G R1 '18 WAR	13713	Radial	R1 '18
120/70 ZR17 RS10F 58W TL L ZX-10R WAR	8911	Radial	ZX-10R
120/70 ZR17 RS10F 58W TL M RC213V-S WAR	8909	Radial	RC213V-S
120/70 ZR17 RS10F 58W TL N CBR1000RR SP	10266	Radial	CBR1000RR SP
140/70 R17 RS10R 66H TL	8439	Radial	
150/60 R17 RS10R 66H TL	9007	Radial	
180/55 ZR17 RS10R 73W TL	8317	Radial	
190/50 ZR17 RS10R 73W TL	8437	Radial	
190/50 ZR17 RS10R 73W TL N CBR1000RR SP	10267	Radial	CBR1000RR SP
190/55 ZR17 RS10R 75W TL	7898	Radial	
190/55 ZR17 RS10R 75W TL E GSXR WAR	9342	Radial	GSXR
190/55 ZR17 RS10R 75W TL G R1 '18 WAR	13714	Radial	R1 '18
190/55 ZR17 RS10R 75W TL L ZX-10R WAR	8912	Radial	ZX-10R
190/55ZR17 RS10R 75W TL M RC213V-S WAR	8910	Radial	RC213V-S
200/55 ZR17 RS10R 78W G TL R1M '19 WAR	18350	Radial	R1M '19
200/55 ZR17 RS10R 78W TL J H2 '15 WAR	8043	Radial	H2 '15

# SIZE CHARTS

BATTLEAX HYPERSPORT S22			
<b>17"</b>			
110/70 R17 S22F 54H TL	17414	Radial	<b>New 2020</b>
120/70 ZR17 S22F 58W N TL ZX6R '19 WAR	18353	Radial	ZX6R '19
120/70 ZR17 S22F (58W) TL G NIN1K'20 WAR	20244	Radial	NIN1K '20 <b>New 2020</b>
120/70 ZR17 S22F (58W) TL	16611	Radial	<b>New 2020</b>
120/70 ZR17 S22F 58W TL	16611	Radial	
140/70 R17 S22R 66H TL	17415	Radial	<b>New 2020</b>
150/60 R17 S22R 66H TL	17416	Radial	<b>New 2020</b>
160/60 ZR17 S22R 69W TL	16612	Radial	
180/55 ZR17 S22R 73W N TL ZX6R '19 WAR	18354	Radial	ZX6R '19
180/55 ZR17 S22R (73W) TL	16613	Radial	<b>New 2020</b>
180/55 ZR17 S22R 73W TL	16613	Radial	
180/60 ZR17 S22R (75W) TL	17417	Radial	<b>New 2020</b>
190/50 ZR17 S22R (73W) TL G NIN1K'20 WAR	20245	Radial	NIN1K '20 <b>New 2020</b>
190/50 ZR17 S22R 73W TL	16614	Radial	
190/55 ZR17 S22R 75W TL	16615	Radial	
200/55 R17 S22R 78W TL SDR WAR KTM	19654	Radial	KTM <b>New 2020</b>
200/55 ZR17 S22R 78W TL	16616	Radial	
BATTLEAX HYPERSPORT S21			
<b>16"</b>			
130/70 ZR16 S21F 61W TL	8443	Radial	
<b>17"</b>			
110/70 ZR17 S21F 54W TL	8440	Radial	
120/60 ZR17 S21F 55W TL	8441	Radial	
120/70 ZR17 S21F 58W TL	8442	Radial	
120/70 ZR17 S21F 58W TL E CBR1000R WAR	10264	Radial	CBR1000R
120/70 ZR17 S21F 58W TL F H2 LOW WAR	13526	Radial	H2
120/70 ZR17 S21F 58W TL G GSX-S750 WAR	10260	Radial	GSX-S750
120/70 ZR17 S21F 58W TL J R6 WAR	10274	Radial	R6
120/70 ZR17 S21F 58W TL M CB1000R WAR	13518	Radial	CB1000R
120/70 ZR17 S21F 58W TL U S1000RR WAR	18384	Radial	S1000RR
150/60 ZR17 S21R 66W TL	8444	Radial	
160/60 ZR17 S21R 69W TL	8445	Radial	
180/55 ZR17 S21R 73W TL	8446	Radial	
180/55 ZR17 S21R 73W TL G GSX-S750 WAR	10261	Radial	GSX-S750
180/55 ZR17 S21R 73W TL J R6 WAR	10275	Radial	R6
180/55 ZR17 S21R (73W) TL U F900R WAR	23298	Radial	F900R <b>New 2020</b>
190/50 ZR17 S21R 73W TL	8447	Radial	
190/50 ZR17 S21R 73W TL E CBR1000R WAR	10265	Radial	CBR1000R
190/55 ZR17 S21R 75W TL	8448	Radial	
190/55 ZR17 S21R 75W TL F H2 LOW WAR	13527	Radial	H2
190/55 ZR17 S21R 75W TL M CB1000R WAR	13519	Radial	CB1000R

190/55 ZR17 S21R 75W TL U S1000RR WAR	18385	Radial	S1000RR
200/55 ZR17 S21R 78W TL	8449	Radial	
BATTLEAX BT-016 PRO			
<b>16"</b>			
130/70 ZR16 BT016FP 61W TL PRO	6372	Radial	PRO
<b>17"</b>			
110/70 ZR17 BT016FP 54W TL PRO	6369	Radial	PRO
120/60 ZR17 BT016FP 55W TL PRO	6371	Radial	PRO
120/70 ZR17 BT016FP 58W TL PRO	4258	Radial	PRO
150/60 ZR17 BT016RP 66W TL PRO	6373	Radial	PRO
160/60 ZR17 BT016RP 69W TL PRO	6375	Radial	PRO
170/60 ZR17 BT016RP 72W TL PRO	6377	Radial	PRO
180/55 ZR17 BT016RP 73W TL PRO	4259	Radial	PRO
190/50 ZR17 BT016RP 73W TL PRO	4261	Radial	PRO
190/55 ZR17 BT016RP 75W TL PRO	4263	Radial	PRO
<b>18"</b>			
110/80 ZR18 BT016FP 58W TL PRO	6370	Radial	PRO
150/70 ZR18 BT016RP 70W TL PRO	6374	Radial	PRO
160/60 ZR18 BT016RP 70W TL PRO	6376	Radial	PRO

## TOURING TYRES

Size	Code	Construction	Additional Info
BATTLEAX SPORT TOURING T31			
<b>17"</b>			
110/70 ZR17 T31F 54W TL	10537	Radial	
120/60 ZR17 T31F 55W TL	10538	Radial	
120/70 R17 T31F (58W) TL E S1KXR BMW WAR	19377	Radial	S1KXR BMW <b>New 2020</b>
120/70 ZR17 T31F 58W TL	10539	Radial	
120/70 ZR17 T31F 58W TL GT <sup>3</sup> VERSYS WAR	18007	Radial	VERSYS
120/70 ZR17 T31F 58W TL GT <sup>3</sup>	10554	Radial	
150/70 ZR17 T31R 69W TL	10544	Radial	
160/60 ZR17 T31R 69W TL	10545	Radial	
160/70 ZR17 T31R 73W TL	10547	Radial	
170/60 ZR17 T31R 72W TL	10548	Radial	
170/60 ZR17 T31R 72W TL GT <sup>3</sup>	10556	Radial	
180/55 ZR17 T31R 73W TL	10549	Radial	
180/55 ZR17 T31R 58W TL CB1300SF WAR	13523	Radial	CB1300SF
180/55 ZR17 T31R 73W TL GT <sup>3</sup>	10557	Radial	
180/55 ZR17 T31R 73W TL GT <sup>3</sup> VERSYS WAR	18008	Radial	VERSYS
190/50 ZR17 T31R 73W TL	10550	Radial	
190/55 R17 T31R (75W) TL E S1KXR BMW WAR	19376	Radial	S1KXR BMW <b>New 2020</b>
190/55 ZR17 T31R 75W TL	10551	Radial	
190/55 ZR17 T31R 75W TL GT <sup>3</sup>	10558	Radial	

# SIZE CHARTS

18"			
110/80 R18 T31R 58V TL	10552	Radial	
110/80 ZR18 T31F 58W TL	10540	Radial	
120/70 ZR18 T31F 59W TL	10541	Radial	
120/70 ZR18 T31F 59W TL GT <sup>3</sup>	10555	Radial	
140/70 R18 T31R 67V TL	10553	Radial	
160/60 ZR18 T31R 70W TL	10546	Radial	
19"			
110/80 ZR19 T31F 59W TL	10543	Radial	
120/70 ZR19 T31F 60W TL	10542	Radial	
<sup>3</sup> Reinforced tyre for heavy touring motorbikes.			
BATTLEAX SPORT TOURING T30 EVO			
17"			
110/70 ZR17 T30 EVO 54W TL	8450	Radial	
120/60 ZR17 T30 EVO 55W TL	8451	Radial	
120/70 ZR17 T30 EVO 58W TL	7894	Radial	
120/70 ZR17 T30 EVO 58W TL GT <sup>3</sup>	8452	Radial	
150/70 ZR17 T30 EVO 69W TL	8457	Radial	
160/60 ZR17 T30 EVO 69W TL	7895	Radial	
160/70 ZR17 T30 EVO 73W TL	8459	Radial	
170/60 ZR17 T30 EVO 72W TL	8460	Radial	
170/60 ZR17 T30 EVO 72W TL GT <sup>3</sup>	8461	Radial	
180/55 ZR17 T30 EVO 73W TL	7896	Radial	
180/55 ZR17 T30 EVO 73W TL GT <sup>3</sup>	8462	Radial	
190/50 ZR17 T30 EVO 73W TL	8463	Radial	
190/55 ZR17 T30 EVO 75W TL	8464	Radial	
190/55 ZR17 T30 EVO 75W TL GT <sup>3</sup>	8465	Radial	
18"			
110/80 R18 T30 EVO 58V TL	8466	Radial	
110/80 ZR18 T30 EVO 58W TL	8453	Radial	
120/70 ZR18 T30 EVO 59W TL	8455	Radial	
120/70 ZR18 T30 EVO 59W TL GT <sup>3</sup>	8454	Radial	
140/70 R18 T30 EVO 67V TL	8467	Radial	
160/60 ZR18 T30 EVO 70W TL	8458	Radial	
19"			
110/80 ZR19 T30 EVO 59W TL	8456	Radial	
<sup>3</sup> Reinforced tyre for heavy touring motorbikes.			
BATTLEAX SPORT TOURING BT-023			
17"			
110/70 ZR17 BT023F 54W TL	3430	Radial	
120/60 ZR17 BT023F 55W TL	3431	Radial	
120/70 ZR17 BT023F 58W TL	3432	Radial	

120/70 ZR17 BT023F 58W TL G HON WAR	5029	Radial	HON
120/70 ZR17 BT023F 58W TL F WAR	6416	Radial	
120/70 ZR17 BT023F 58W TL GT <sup>3</sup>	3516	Radial	
150/70 ZR17 BT023R 69W TL	3435	Radial	
160/60 ZR17 BT023R 69W TL	3436	Radial	
160/60 ZR17 BT023R 69W TL G HON WAR	5030	Radial	HON
160/70 ZR17 BT023R 73W TL	3437	Radial	
170/60 ZR17 BT023R 72W TL	3438	Radial	
170/60 ZR17 BT023R 72W TL GT <sup>3</sup>	4873	Radial	
180/55 ZR17 BT023R (73W) TL M YAM MT07 W	7324	Radial	MT07
180/55 ZR17 BT023R 73W TL E WAR	5158	Radial	
180/55 ZR17 BT023R 73W TL F WAR	6417	Radial	
180/55 ZR17 BT023R 73W TL	3439	Radial	
180/55 ZR17 BT023R 73W TL GT <sup>3</sup>	3517	Radial	
190/50 ZR17 BT023R 73W TL	3440	Radial	
190/55 ZR17 BT023R 75W TL GT <sup>3</sup>	4872	Radial	
18"			
110/80 ZR18 BT023F 58W TL	3433	Radial	
120/70 ZR18 BT023F (59W) TL	3434	Radial	
120/70 ZR18 BT023F (59W) TL GT <sup>3</sup>	4874	Radial	
160/60 ZR18 BT023R 70W TL	3441	Radial	
19"			
110/80 ZR19 BT023F 59W TL	4871	Radial	
<sup>3</sup> Reinforced tyre for heavy touring motorbikes.			
BATTLEAX BT46			
16"			
130/90 -16 BT46R 67H TL	17394	Diagonal	New 2020
150/80 -16 BT46R 71V TL	17409	Diagonal	New 2020
17"			
110/70 -17 BT46F 54H TL	17388	Diagonal	New 2020
110/80 -17 BT46F 57H TL	17389	Diagonal	New 2020
120/80 -17 BT46R 61H TL	17396	Diagonal	New 2020
120/90 -17 BT46R 64V TL	17410	Diagonal	New 2020
130/70 -17 BT46R 62H TL	17397	Diagonal	New 2020
130/80 -17 BT46R 65H TL	17398	Diagonal	New 2020
130/90 -17 BT46R 68V TL	17411	Diagonal	New 2020
140/70 -17 BT46R 66H TL	17399	Diagonal	New 2020
140/80 -17 BT46R 69V TL	17412	Diagonal	New 2020
150/70 -17 BT46R 69H TL	17400	Diagonal	New 2020
18"			
90/90 -18 BT46F 51H TL	17391	Diagonal	New 2020
100/90 -18 BT46F 56H TL	17392	Diagonal	New 2020
100/90 -18 BT46F 56V TL	17407	Diagonal	New 2020

# SIZE CHARTS

18"			
110/80 -18 BT46R 58H TL	17406	Diagonal	<b>New 2020</b>
110/90 -18 BT46F 61H TL	17390	Diagonal	<b>New 2020</b>
110/90 -18 BT46R 61H TL	17401	Diagonal	<b>New 2020</b>
120/80 -18 BT46R 62H TL	17402	Diagonal	<b>New 2020</b>
120/90 -18 BT46R 65V TL	17413	Diagonal	<b>New 2020</b>
130/70 -18 BT46R 63H TL	17403	Diagonal	<b>New 2020</b>
140/70 -18 BT46R 67H TL	17404	Diagonal	<b>New 2020</b>
4.00 -18 BT46R 64H TT	17405	Diagonal	<b>New 2020</b>

19"			
100/90 -19 BT46F 57V TL	17408	Diagonal	<b>New 2020</b>
3.25 -19 BT46F 54H TL	17393	Diagonal	<b>New 2020</b>

## CUSTOM TYRES

Size	Code	Construction	Additional Info
------	------	--------------	-----------------

### BATTLECRUISE H50

15"			
140/75 R15 H50R 65H TL	9798	Radial	

16"			
130/90 B16 H50F 67H TL UM <sup>4</sup>	9781	Diagonal	
130/90 B16 H50F 73H TL UM <sup>4</sup>	9779	Diagonal	
130/90 B16 H50R 73H TL UM <sup>4</sup>	9785	Diagonal	
140/90 B16 H50R 77H TL UM <sup>4</sup>	9784	Diagonal	
150/80 B16 H50R 77H TL UM <sup>4</sup>	9783	Diagonal	
180/65 B16 H50R 81H TL	10585	Diagonal	
180/70 B16 H50R 77H TL	10588	Diagonal	

17"			
100/80 -17 H50F 52H TL	9797	Diagonal	
130/80 B17 H50F 65H TL	10581	Diagonal	
140/75 R17 H50F 67V TL	10577	Radial	
150/60 ZR17 H50R 66W TL	10580	Radial	
160/70 B17 H50R 73V TL UM <sup>4</sup>	9786	Diagonal	
180/60 B17 H50R 75V TL	10587	Diagonal	
200/55 R17 H50R 78V TL	10579	Radial	

18"			
120/70 ZR18 H50F 59W TL	10576	Radial	
130/70 B18 H50F 63H TL	10584	Diagonal	
180/55 B18 H50R 80H TL	10586	Diagonal	
240/40 R18 H50R 79V TL	10578	Radial	

19"			
100/90 B19 H50F 57H TL UM <sup>4</sup>	9780	Diagonal	
120/70 ZR19 H50F 60W TL	10575	Radial	
130/60 B19 H50F 61H TL	10582	Diagonal	

21"			
80/90 -21 H50F 54H TL UM <sup>4</sup>	9782	Diagonal	
130/60 B21 H50F 63H TL	10583	Diagonal	

<sup>4</sup> UM: If mounted on TubeType rim use a tube.

## EXEDRA MAX

15"			
130/90 -15 E-MAX R 66S TT	6137	Diagonal	
130/90 -15 E-MAX R 66S TL	6126	Diagonal	
140/90 -15 E-MAX R 70H TT	6132	Diagonal	
140/90 -15 E-MAX R 70H TL	6122	Diagonal	
150/80 -15 E-MAX R 70H TT	6138	Diagonal	
150/80 -15 E-MAX R 70H TL	6127	Diagonal	
150/90 B15 E-MAX R 74V TL	6090	Diagonal	
160/80 -15 E-MAX R 74S TT	6129	Diagonal	
160/80 -15 E-MAX R 74S TL	6119	Diagonal	
170/80 B15 E-MAX R 77H TL	6088	Diagonal	
180/70 -15 E-MAX R 76H TL	6118	Diagonal	

16"			
130/90 -16 E-MAX F 67H TT	6136	Diagonal	
130/90 B16 E-MAX F 67H TL	6086	Diagonal	
130/90 -16 E-MAX F 67H TL	6115	Diagonal	
150/80 -16 E-MAX F 71H TL	6116	Diagonal	
150/80 B16 E-MAX R 71H TT	6091	Diagonal	
150/80 B16 E-MAX R 71H TL	6089	Diagonal	
150/80 R16 E-MAX F 71V TL	6075	Radial	
170/70 B16 E-MAX R 75H TL	6087	Diagonal	
180/70 R16 E-MAX R 77V TL	6083	Radial	
200/60 R16 E-MAX R 79V TL	6077	Radial	
240/55 R16 E-MAX R 86V TL	6078	Radial	

17"			
120/90 -17 E-MAX F 64H TT	6130	Diagonal	
120/90 -17 E-MAX F 64H TL	6120	Diagonal	
130/70 ZR17 E-MAX F 62W TL	6084	Radial	
170/60 ZR17 E-MAX R 72W TL	6080	Radial	
190/60 R17 E-MAX R 78V TL	6081	Radial	
200/50 ZR17 E-MAX R 75W TL	6076	Radial	

18"			
110/90 -18 E-MAX F 61H TL	6125	Diagonal	
120/70 ZR18 E-MAX F 59W TL	6074	Radial	
130/70 ZR18 E-MAX F 63W TL	6079	Radial	

19"			
100/90 -19 E-MAX F 57H TT	6128	Diagonal	
100/90 -19 E-MAX F 57H TL	6117	Diagonal	

# SIZE CHARTS

19"			
110/90 -19 E-MAX F 62H TT	6134	Diagonal	
110/90 -19 E-MAX F 62H TL	6124	Diagonal	
120/70 ZR19 E-MAX F 60W TL	6082	Radial	
21"			
80/90 -21 E-MAX F 48H TT	6131	Diagonal	
80/90 -21 E-MAX F 48H TL	6121	Diagonal	
90/90 -21 E-MAX F 54H TT	6133	Diagonal	
90/90 -21 E-MAX F 54H TL	6123	Diagonal	
ADVENTURE TYRES			
Size	Code	Construction	Additional Info
BATTLAX ADVENTURE A41			
15"			
120/70 R15 A41F 56V TL YAMAHA WAR	10278	Radial	YAMAHA
17"			
120/70 ZR17 A41F 58W TL	10563	Radial	
130/80 R17 A41R 65H TL	10566	Radial	
140/80 R17 A41R 69V TL	10567	Radial	
150/70 R17 A41R 69V TL E TRIUMPH WAR	19721	Radial	TRIUMPH New 2020
150/70 R17 A41R 69V TL F V-STROM'20 WAR	22923	Radial	V-STROM'20 New 2020
150/70 R17 A41R 69V TL F750GS WAR	13531	Radial	F750GS
150/70 R17 A41R 69V TL	10568	Radial	
160/60 ZR17 A41R 69W TL	10570	Radial	
170/60 R17 A41R 72V TL	10571	Radial	
170/60 R17 A41R 72V TL G R1200GS WAR	13754	Radial	R1200GS
170/60 ZR17 A41R 72W TL	10572	Radial	
180/55 ZR17 A41R 73W TL	10573	Radial	
190/55 R17 A41R 75V TL M YAMAHA WAR	10279	Radial	YAMAHA
190/55 ZR17 A41R 75W TL	10574	Radial	
18"			
110/80 R18 A41F 58H TL	10561	Radial	
150/70 R18 A41R 70H TT CRF1000L WAR	13525	Radial	CRF1000L
150/70 ZR18 A41R 70W TL	10569	Radial	
19"			
100/90 -19 A41F 57V TL	10560	Diagonal	
110/80 R19 A41F 59V TL F V-STROM'20 WAR	22922	Radial	V-STROM'20 New 2020
110/80 R19 A41F 59V TL	10562	Radial	
110/80 R19 A41F 59V TL F750GS WAR	13530	Radial	F750GS
120/70 R19 A41F 60V TL G R1200GS WAR	13753	Radial	R1200GS
120/70 R19 A41F 60V TL	10564	Radial	
120/70 ZR19 A41F 60W TL	10565	Radial	

21"			
90/90 -21 A41F 54H TT CRF1000L WAR	13524	Diagonal	CRF1000L
90/90 -21 A41F 54V TL E TRIUMPH WAR	19720	Diagonal	TRIUMPH New 2020
90/90 -21 A41F 54V TL G F850GS WAR	13532	Diagonal	
90/90 V-21 A41F 54V TL	10559	Diagonal	
BATTLAX ADVENTURECROSS AX41			
16"			
120/90 -16 AX41R 63P TL	17372	Diagonal	New 2020
17"			
120/90 -17 AX41R 64P TL	17378	Diagonal	New 2020
130/80 -17 AX41R 65P TL UM*	17369	Diagonal	New 2020
130/80 -17 AX41R 65Q TL UM*	16631	Diagonal	
140/80 B17 AX41R 67Q TL UM*	16627	Diagonal	
150/70 B17 AX41R 69Q TL UM*	16628	Diagonal	
170/60 B17 AX41R 72Q TL UM*	16629	Diagonal	
18"			
100/90 -18 AX41F 56P TL	17374	Diagonal	New 2020
120/80 -18 AX41R 62P TL	17368	Diagonal	New 2020
120/90 -18 AX41R 65P TL	17371	Diagonal	New 2020
130/80 -18 AX41R 66P TL	17375	Diagonal	New 2020
150/70 B18 AX41R 70Q TL UM*	16630	Diagonal	
4.00 -18 AX41R 64P TL	17380	Diagonal	New 2020
4.10 -18 AX41R 59P TL	17381	Diagonal	New 2020
19"			
90/100 -19 AX41F 55P TL	17373	Diagonal	New 2020
100/90 -19 AX41F 57Q TL UM*	16623	Diagonal	
110/80 B19 AX41F 59Q TL UM*	16624	Diagonal	
120/70 B19 AX41F 60Q TL	16625	Diagonal	
21"			
2.75 -21 AX41F 45P TL	17376	Diagonal	New 2020
80/100 -21 AX41F 51P TL	17366	Diagonal	New 2020
90/90 -21 AX41F 54Q TL UM*	16626	Diagonal	
* UM: If mounted on TubeType rim use a tube.			
BATTLAX ADVENTURECROSS SCRAMBLER AX41S			
14"			
180/80 -14 AX41S R 78P TL	17387	Diagonal	New 2020
15"			
160/60 R15 AX41S R 67H TL	16619	Radial	
17"			
120/70 R17 AX41S F 58H TL	16617	Radial	
130/80 -17 AX41S R 65H TL	17383	Diagonal	New 2020
160/60 R17 AX41S R 69H TL	16620	Radial	
170/60 R17 AX41S R 72H TL	16621	Radial	
180/55 R17 AX41S R 73H TL	16622	Radial	



# SIZE CHARTS

18"			
100/90 -18 AX41S F 56H TL	17384	Diagonal	<b>New 2020</b>
110/80 R18 AX41S F 58H TL	19885	Radial	
130/80 -18 AX41S F 66P TL	17386	Diagonal	<b>New 2020</b>
19"			
100/90 -19 AX41S F 57H TL	17385	Diagonal	<b>New 2020</b>
120/70 R19 AX41S F 60H TL	16618	Radial	
OFF ROAD TYRES			
Size	Code	Construction	Additional Info
BATTLECROSS X10			
19"			
100/90 -19 X10R 57M TT	9788	Diagonal	
110/90 -19 X10R 62M TT	9789	Diagonal	
21"			
80/100 -21 X10F 51M TT	9787	Diagonal	
BATTLECROSS X20			
16"			
90/100 -16 X20R 51M TT NHS <sup>5</sup>	18841	Diagonal	NHS <sup>5</sup>
18"			
110/100 -18 X20R 64M TT NHS <sup>5</sup>	7909	Diagonal	NHS <sup>5</sup>
19"			
70/100 -19 X20F 42M TT NHS <sup>5</sup>	18840	Diagonal	NHS <sup>5</sup>
100/90 -19 X20R 57M TT NHS <sup>5</sup>	7908	Diagonal	NHS <sup>5</sup>
110/90 -19 X20R 62M TT NHS <sup>5</sup>	7910	Diagonal	NHS <sup>5</sup>
120/80 -19 X20R 63M TT	9791	Diagonal	
21"			
80/100 -21 X20F 51M TT NHS <sup>5</sup>	7907	Diagonal	NHS <sup>5</sup>
90/100 -21 X20F 57M TT	9790	Diagonal	
<small>*NHS - Not for Highway Service.</small>			
BATTLECROSS X30			
16"			
90/100 -16 X30R 52M TT	9793	Diagonal	
18"			
100/100 -18 X30R 59M TT	9794	Diagonal	
110/100 -18 X30R 64M NHS <sup>5</sup> TT	7186	Diagonal	NHS <sup>5</sup>
19"			
70/100 -19 X30F 42M TT	9792	Diagonal	
100/90 -19 X30R 57M NHS <sup>5</sup> TT	7187	Diagonal	NHS <sup>5</sup>
110/90 -19 X30R 62M NHS <sup>5</sup> TT	7184	Diagonal	NHS <sup>5</sup>
120/80 -19 X30R 63M NHS <sup>5</sup> TT	7185	Diagonal	NHS <sup>5</sup>

21"			
80/100 -21 X30F 51M NHS <sup>5</sup> TT	7182	Diagonal	NHS <sup>5</sup>
90/100 -21 X30F 57M NHS <sup>5</sup> TT	7183	Diagonal	
<small>*NHS - Not for Highway Service.</small>			
BATTLECROSS X40			
18"			
110/100 -18 X40R 64M NHS <sup>5</sup> TT	7189	Diagonal	NHS <sup>5</sup>
19"			
100/90 -19 X40R 57M NHS <sup>5</sup> TT	7190	Diagonal	NHS <sup>5</sup>
110/90 -19 X40R 62M NHS <sup>5</sup> TT	7191	Diagonal	NHS <sup>5</sup>
120/80 -19 X40R 63M TT	9796	Diagonal	
21"			
80/100 -21 X40F 51M NHS <sup>5</sup> TT	7188	Diagonal	NHS <sup>5</sup>
90/100 -21 X40F 57M TT	9795	Diagonal	
<small>*NHS - Not for Highway Service.</small>			
BATTLECROSS E50			
18"			
120/90 -18 E50R 65P TT MST <sup>6</sup>	19883	Diagonal	Approved by FIM <sup>6</sup> /
140/80 -18 E50R 70P TT MST <sup>6</sup>	19884	Diagonal	Approved by FIM <sup>6</sup> /
21"			
90/90 -21 E50F 54P TT MST <sup>6</sup>	19882	Diagonal	Approved by FIM <sup>6</sup> /
<small>* FIM: Fédération Internationale de Motocyclisme. MST: Multi Surface Tyre.</small>			
BATTLECROSS E50 EXTREME			
18"			
140/80 -18 E50 R EXTREME 70M TT NHS <sup>5</sup>	17418	Diagonal	NHS <sup>5</sup> <b>New 2020</b>
<small>*NHS - Not for Highway Service.</small>			
SCOOTER TYRES			
Size	Code	Construction	Additional Info
BATTLAX SCOOTER SC2			
14"			
120/70 R14 SC2F 55H TL	10589	Radial	
160/60 R14 SC2R 65H TL	10591	Radial	
15"			
120/70 R15 SC2F 56H TL	10590	Radial	
160/60 R15 SC2R 67H TL	10592	Radial	
BATTLAX SCOOTER SC2 RAIN			
14"			
160/60 R14 SC2RR 65H TL RAIN	10594	Radial	
15"			
120/70 R15 SC2FR 56H TL RAIN	10593	Radial	
160/60 R15 SC2RR 67H TL RAIN	10595	Radial	

# SIZE CHARTS

16"			
130/70 R16 SC2RR 61S TL RAIN	10596	Radial	
<b>BATTLAX SCOOTER SC</b>			
10"			
120/90 -10 SC R 66J TL	8474	Diagonal	
12"			
110/70 -12 SC F 47L TL	8470	Diagonal	
110/90 -12 SC F 64L TL	8471	Diagonal	
110/100 -12 SC F 67J TL	8472	Diagonal	
120/70 -12 SC F 51S TL	8029	Diagonal	
120/70 -12 SC R 51L TL	8473	Diagonal	
130/70 -12 SC R 56L TL	8475	Diagonal	
130/70 -12 SC R 62P TL	8476	Diagonal	
140/70 -12 SC R 65L TL	8477	Diagonal	
13"			
110/70 -13 SC F 48P TL	17425	Diagonal	<b>New 2020</b>
110/90 -13 SC F 55P TL	7201	Diagonal	
110/90 -13 SC F 56L TL	7202	Diagonal	
120/70 -13 SC F 53P TL	7205	Diagonal	
130/70 -13 SC R 57P TL	7208	Diagonal	
130/70 -13 SC R 63P RFD TL	7209	Diagonal	Reinforced
140/70 -13 SC R 61P TL	7204	Diagonal	
150/70 -13 SC R 64S TL	7211	Diagonal	
14"			
70/90 -14 SC F 34P TL	8032	Diagonal	
80/90 -14 SC F 40P TL	8030	Diagonal	
80/90 -14 SC R 40P TL	8033	Diagonal	
90/80 -14 SC F 49P TL	8034	Diagonal	
90/80 -14 SC R 49P TL	8035	Diagonal	
90/90 -14 SC F 46P TL	7200	Diagonal	
90/90 -14 SC R 46P TL	8031	Diagonal	
100/80 -14 SC F 48P TL	17426	Diagonal	<b>New 2020</b>
100/90 -14 SC R 57P RFD TL	7203	Diagonal	Reinforced
110/80 -14 SC R 53P TL	8038	Diagonal	
120/70 -14 SC F 55P TL M TRICITY'20 WAR	23265	Diagonal	TRICITY'20 <b>New 2020</b>
120/70 -14 SC R 61P TL	17427	Diagonal	<b>New 2020</b>
120/80 -14 SC F 58S TL	7210	Diagonal	
140/70 -14 SC R 62P TL M TRICITY'20 WAR	23266	Diagonal	TRICITY'20 <b>New 2020</b>
140/70 -14 SC R 68S RFD TL	7782	Diagonal	Reinforced
15"			
120/70 -15 SC F 56S TL	7488	Diagonal	
120/70 R15 SC F 56H TL E T-MAX WAR	10276	Radial	T-MAX
160/60 R15 SC R 67H TL E T-MAX WAR	10277	Radial	T-MAX

16"			
100/80 -16 SC F 50P TL	8027	Diagonal	
110/70 -16 SC F 52S TL	10597	Diagonal	
120/80 -16 SC R 60P TL	8028	Diagonal	



***BRIDGESTONE***

---

Bridgestone Europe NV/SA  
Dzelzavas street 117-303 LV-1021, Riga, Latvia  
T: +371 67162028, [www.bridgestone.com](http://www.bridgestone.com)

Find us:  